

NONCOMMUNICABLE DISEASES
PROGRESS MONITOR 2015



World Health
Organization

WHO Library Cataloguing-in-Publication Data

Noncommunicable diseases progress monitor, 2015.

I. World Health Organization.

ISBN 978 92 4 150945 9

Subject headings are available from WHO institutional repository

© **World Health Organization 2015**

All rights reserved. Publications of the World Health Organization are available on the WHO web site (www.who.int) or can be purchased from WHO Press, World Health Organization, 20 Avenue Appia, 1211 Geneva 27, Switzerland (tel.: +41 22 791 3264; fax: +41 22 791 4857; e-mail: bookorders@who.int).

Requests for permission to reproduce or translate WHO publications –whether for sale or for non-commercial distribution– should be addressed to WHO Press through the WHO website (www.who.int/about/licensing/copyright_form/en/index.html).

The designations employed and the presentation of the material in this publication do not imply the expression of any opinion whatsoever on the part of the World Health Organization concerning the legal status of any country, territory, city or area or of its authorities, or concerning the delimitation of its frontiers or boundaries. Dotted and dashed lines on maps represent approximate border lines for which there may not yet be full agreement.

The mention of specific companies or of certain manufacturers' products does not imply that they are endorsed or recommended by the World Health Organization in preference to others of a similar nature that are not mentioned. Errors and omissions excepted, the names of proprietary products are distinguished by initial capital letters.

All reasonable precautions have been taken by the World Health Organization to verify the information contained in this publication. However, the published material is being distributed without warranty of any kind, either expressed or implied. The responsibility for the interpretation and use of the material lies with the reader. In no event shall the World Health Organization be liable for damages arising from its use.

Printed by the WHO Document Production Services, Geneva, Switzerland

NONCOMMUNICABLE DISEASES
PROGRESS MONITOR 2015

CONTENTS

ACKNOWLEDGEMENTS	6
FOREWORD	7
EXPLANATORY NOTES	8
Background	8
Demographics	11
Mortality	11
Progress monitoring indicators	12
References	13
COUNTRY PROFILES	15
APPENDIX 1:	211
Indicator Definitions and Specifications	

ACKNOWLEDGEMENTS

This report was prepared by Leanne Riley and Melanie Cowan from the Surveillance and Population-Based Prevention Unit, Department for Prevention of Noncommunicable Diseases, World Health Organization.

Contributions to the report were made by Naveen Agarwal, Abidkamal Alisalad, Timothy Armstrong, Amelia Baker, Douglas Bettcher, Vasily Bondarev, Aunima Bhuiya, Andrea Bruni, Marie Clem Carlos, Alison Commar, Alexandra Fleischmann, Loulou Kobeissi, Enrique Loyola Elizondo, Doris Ma Fat, Colin Mathers, Simona Minchiotti, Anne-Marie Perucic, Vladimir Poznyak, Elisa Prieto Lara, Nivo Ramanandraibe, Dag Rekve, Yenny Rodriguez Sanchez, Stefan Savin, Kerstin Schotte, Dharendra Sinha, Hai-Rim Shin, Wendy Snowdon, Gretchen Stevens, Menno Van Hilten, and Benoit Varenne.

Sincere thanks to all Member States for their assistance in reporting data to WHO which allowed compilation of these indicators.

FOREWORD

Each year, 16 million people die prematurely before the age of 70 from NCDs. Strikingly, 4 out of 5 of these deaths occur in developing countries, making such diseases one of the major development challenges of the 21st century. If countries don't change tack on NCDs, an estimated \$7 trillion could be lost in developing countries over the next 15 years. This contrasts starkly with the cost of action: \$11 billion a year to implement a set of NCD "best buy" interventions in all developing countries.

The 2030 Agenda for Sustainable Development recognizes the huge impact of NCDs worldwide – an issue that the Millennium Development Goals did not address. The aim is to reduce premature deaths from NCDs by one-third by 2030 (SDG target 3.4), strengthen implementation of the World Health Organization Framework Convention on Tobacco Control (3.a), strengthen the prevention and treatment to reduce the harmful use of alcohol (3.5), support the research and development on medicines for NCDs that primarily affect developing countries (3.b), and achieve universal health coverage (3.8). This historic turning point for our world to include NCDs in the scope and character of the Sustainable Development Goals is grounded in the commitments made by world leaders at two high-level meetings of the UN General Assembly in 2011 and 2014 to track the epidemic proportions of NCDs and its impact on development, make prevention the cornerstone of the global response, and strengthen health systems.

The successful inclusion of NCDs in the new development agenda gives important positive momentum to the next stretch of reducing premature deaths from NCDs which will culminate in 2018 with the third High-level Meeting on NCDs at the UN General Assembly. To promote accountability, WHO defined 10 indicators which the WHO Director-General will use to report to the UN General Assembly towards the end of 2017 on the progress made by countries in implementing their 2011 and 2014 commitments to develop ambitious national NCD responses.

This progress monitor, based on most recent data tracked against the 10 progress indicators, provides a snap shot of achievements and challenges faced by developed and developing countries in fulfilling the promises made in 2011 and 2014 in all countries and for all people. It shows that we are now firmly on the path to tangible progress on the ground, but that only by staying engaged in 2015 and 2016 will we set a positive tone for the global change in 2017, in preparation for the third high-level meeting in 2018.

This progress monitor is launched on the occasion of the 2015 UN Sustainable Development Summit to urge UN Member States to do whatever it will take to ensure that the promises towards a world free of the avoidable burden of NCDs are fully implemented. We must build a future that ensures that globalization becomes a positive force for all current and future generations.

Dr Oleg Chestnov




Assistant Director-General
Noncommunicable Diseases and Mental Health
World Health Organization

EXPLANATORY NOTES

Background

In May 2015 the World Health Organization published a Technical Note (1) on how WHO will report in 2017 to the United Nations General Assembly on the progress achieved in the implementation of national commitments included in the 2011 UN Political Declaration and the 2014 UN Outcome Document on NCDs. The Technical Note included a set of ten progress monitoring indicators which are intended to show the progress achieved in countries in the implementation of the four time-bound commitments for 2015 and 2016 included in the 2014 Outcome Document. The ten progress indicators, linked to the four time-bound commitments, are as follows:

By 2015, consider setting national NCD targets for 2025:

-  **Member State has set time-bound national targets and indicators based on WHO guidance**
-  **Member State has a functioning system for generating reliable cause-specific mortality data on a routine basis**
-  **Member State has a STEPS survey or a comprehensive health examination survey every 5 years**

By 2015, consider developing national multisectoral policies and plans to achieve the national targets by 2025:

-  **Member State has an operational multisectoral national strategy/action plan that integrates the major NCDs and their shared risk factors**

By 2016, reduce risk factors for NCDs, building on guidance set out in the WHO global NCD Action Plan:

5

Member State has implemented the following four demand-reduction measures of the WHO FCTC at the highest level of achievement:

A

Reduce affordability of tobacco products by increasing tobacco excise taxes

B

Create by law completely smoke-free environments in all indoor workplaces, public places and public transport

C

Warn people of the dangers of tobacco and tobacco smoke through effective health warnings and mass media campaigns

D

Ban all forms of tobacco advertising, promotion and sponsorship

6

Member State has implemented, as appropriate according to national circumstances, the following three measures to reduce the harmful use of alcohol as per the WHO Global Strategy to Reduce the Harmful Use of Alcohol:

A

Regulations over commercial and public availability of alcohol

B

Comprehensive restrictions or bans on alcohol advertising and promotions

C

Pricing policies such as excise tax increases on alcoholic beverages

7

Member State has implemented the following four measures to reduce unhealthy diets:

A

Adopted national policies to reduce population salt/sodium consumption

B

Adopted national policies that limit saturated fatty acids and virtually eliminate industrially produced trans fatty acids in the food supply

C

WHO set of recommendations on marketing of foods and non-alcoholic beverages to children

D

Legislation /regulations fully implementing the International Code of Marketing of Breast-milk Substitutes

8

Member State has implemented at least one recent national public awareness programme on diet and/or physical activity

By 2016, strengthen health systems to address NCDs through people-centred primary health care and universal health coverage, building on guidance set out in WHO Global NCD Action Plan:

9

Member State has evidence-based national guidelines/protocols/standards for the management of major NCDs through a primary care approach, recognized/approved by government or competent authorities

10

Member State has provision of drug therapy, including glycaemic control, and counselling for eligible persons at high risk to prevent heart attacks and strokes, with emphasis on the primary care level

The focus in this report is on presenting information for each country related to their achievement of these progress monitoring indicators. The profiles also include information on the population, percentage and number of deaths from NCDs, and the probability of premature mortality from NCDs. The data presented in the country pages are derived from several sources, each of which is explained in the following notes.

Demographics

The 2012 population estimates from the most recent United Nations Population Division World Population Prospects (2) are reported in each profile. World Bank income group data are based on 2012 gross national income (GNI) per capita, calculated using the World Bank Atlas method (3).

Mortality

Percentage of deaths from NCDs and total number of NCD deaths are reported for 2012 for all countries with a population greater than 250,000. These data were drawn from the 2012 All-cause mortality rates estimated from revised life tables, published in World Health Statistics 2014 (4). Total number of deaths by age and sex were estimated for each country by applying these death rates to the estimated resident populations prepared by the United Nations Population Division in its 2012 revision (2). Vital registration systems which record deaths with sufficient completeness and quality of cause of death information were used as the preferred data source. Detailed information on methods for mortality and causes of death estimates were published previously (5).

The probability of premature mortality presented in the profiles is the probability of dying between ages 30 and 70 years from the four main NCDs and was estimated for 2012 using age-specific death rates (in 5-year age groups, e.g. 30-34... 65-69, for those between 30 and 70) of the combined four main NCD categories, for each Member State (5). Using the life table method, the risk of death between the exact ages of 30 and 70, from any of the four causes and in the absence of other causes of death, was calculated using the equation below. The ICD codes used are: Cardiovascular disease: I00-I99, Cancer: C00-C97, Diabetes: E10-E14, and Chronic respiratory disease: J30-J98.

$${}^5M_x = \frac{\text{Total deaths from four NCD causes between exact age (x) and exact age (x+5)}}{\text{Total population between exact age (x) and exact age (x+5)}}$$

Five-year death rates were then translated into the probability of death for each NCD using the following formula:

$${}^5q_x = \frac{{}^5M_x * 5}{1 + {}^5M_x * 2.5}$$

The unconditional probability of death, for the 30-70 age range, was calculated last:

$${}_40q_{30} = 1 - \prod_{x=30}^{65} (1 - {}_5q_x)$$

Progress monitoring indicators

Details of the progress monitoring indicators, including detailed definitions, specifications, data sources and assessment criteria are included in Appendix 1. For each indicator the following symbols denote achievement: ● = fully achieved, ◐ = partially achieved, ○ = not achieved, "no data" = no information submitted by country at time of report publication. An indicator marked with an asterisk denotes that it was not possible to validate the data at the time of report publication. Assessment of indicators 1, 3, 4, 7, 8, 9 and 10 were taken from Member State responses to the 2015 NCD Country Capacity Survey (NCD CCS). The 2015 NCD CCS questionnaire was completed through an on-line web-based platform by the NCD focal points or designated colleagues within the Ministry of Health (MOH) or a national institute or agency in all WHO Member States between May and August 2015. Out of 194 Member States, 174 responded to the survey (90% response rate). The questions were developed in a manner intended to obtain objective information about adequacy of capacity and countries were requested to provide supporting documentation to enable review by WHO in order to validate the responses. Where discrepancies were noted between the country response and the documents provided, a clarification request was returned to the country for their consideration and an updating of their response. Where supporting documentation was not provided to WHO to enable validation, these indicators were marked with a dash. The countries that did not respond to the survey or did not respond to all of the relevant questions of the survey by the time this report was prepared have "no data" for the related indicators in their profile.

Assessment of indicator 2 related to the system for generating mortality data was based on data collected by WHO and stored in the WHO mortality database through a routine annual call for data.

Assessment of indicator 5 was based on data collected from Member States in 2014 for the production of the WHO Report on the Global Tobacco Epidemic. The WHO assessment was shared with national authorities for review and approval.

Indicator 6 achievement status was based on the responses of country focal points, officially nominated by the Ministry of Health, to the 2012 Global Survey on Alcohol and Health conducted by WHO. Responses were reviewed and validated by WHO, and subsequently endorsed by the Member States.

References

1. <http://www.who.int/nmh/events/2015/technical-note-en.pdf?ua=1>, accessed 27 August 2015.
2. World Population Prospects - 2012 revision. New York, United Nations Population Division, 2013.
3. World Development Indicators. Washington, DC, International Bank for Reconstruction and Development/The World Bank, 2014.
4. World Health Statistics 2014. Geneva, World Health Organization, 2014.
5. WHO methods and data sources for country-level causes of death 2000-2012. Geneva, World Health Organization, 2014.



COUNTRY PROFILES

Afghanistan

Total population: 29 825 000

Income group: Low

Percentage of deaths from NCDs: 37%

Total number of NCD deaths: 91 000

Probability of premature mortality from NCDs: 31%

1	National NCD targets and indicators	○
2	Mortality data	○
3	Risk factor surveys	○
4	National integrated NCD policy/strategy/action plan	○
5	Tobacco demand-reduction measures:	
	a. taxation	○
	b. smoke-free policies	◐
	c. health warnings	○
	d. advertising bans	◐
6	Harmful use of alcohol reduction measures:	
	a. availability regulations	●
	b. advertising and promotion bans	●
	c. pricing policies	●
7	Unhealthy diet reduction measures:	
	a. salt/sodium policies	○
	b. saturated fatty acids and trans-fats policies	○
	c. marketing to children restrictions	○
	d. marketing of breast-milk substitutes restrictions	○
8	Public awareness on diet and/or physical activity	○
9	Guidelines for the management of major NCDs	○
10	Drug therapy/counselling for high risk persons	DK

○ = not achieved ◐ = partially achieved ● = fully achieved — = documentation not available

DK = don't know

World Health Organization - NCD Progress Monitor, 2015.

Albania

Total population: 3 162 000

Income group: Upper middle

Percentage of deaths from NCDs: 89%

Total number of NCD deaths: 26 000

Probability of premature mortality from NCDs: 19%

1	National NCD targets and indicators	○
2	Mortality data	◐
3	Risk factor surveys	◐
4	National integrated NCD policy/strategy/action plan	○
5	Tobacco demand-reduction measures:	
	a. taxation	○
	b. smoke-free policies	●
	c. health warnings	◐
	d. advertising bans	●
6	Harmful use of alcohol reduction measures:	
	a. availability regulations	◐
	b. advertising and promotion bans	○
	c. pricing policies	◐
7	Unhealthy diet reduction measures:	
	a. salt/sodium policies	○
	b. saturated fatty acids and trans-fats policies	○
	c. marketing to children restrictions	○
	d. marketing of breast-milk substitutes restrictions	●
8	Public awareness on diet and/or physical activity	●
9	Guidelines for the management of major NCDs	◐
10	Drug therapy/counselling for high risk persons	●

○ = not achieved ◐ = partially achieved ● = fully achieved — = documentation not available

World Health Organization - NCD Progress Monitor, 2015.

Algeria

Total population: 38 482 000

Income group: Upper middle

Percentage of deaths from NCDs: 77%

Total number of NCD deaths: 169 000

Probability of premature mortality from NCDs: 22%

1	National NCD targets and indicators	●
2	Mortality data	○
3	Risk factor surveys	◐
4	National integrated NCD policy/strategy/action plan*	◑
5	Tobacco demand-reduction measures:	
	a. taxation	○
	b. smoke-free policies	◐
	c. health warnings	○
	d. advertising bans	◐
6	Harmful use of alcohol reduction measures:	
	a. availability regulations	◐
	b. advertising and promotion bans	●
	c. pricing policies	●
7	Unhealthy diet reduction measures:	
	a. salt/sodium policies	○
	b. saturated fatty acids and trans-fats policies	○
	c. marketing to children restrictions	○
	d. marketing of breast-milk substitutes restrictions	●
8	Public awareness on diet and/or physical activity	●
9	Guidelines for the management of major NCDs	○
10	Drug therapy/counselling for high risk persons	DK

○ = not achieved ◐ = partially achieved ● = fully achieved — = documentation not available

DK = don't know; * = data not validated

World Health Organization - NCD Progress Monitor, 2015.

Andorra

Total population: 78 000

Income group: High

Percentage of deaths from NCDs †

Total number of NCD deaths †

Probability of premature mortality from NCDs †

1	National NCD targets and indicators	no data
2	Mortality data	●
3	Risk factor surveys	◐
4	National integrated NCD policy/strategy/action plan	○
5	Tobacco demand-reduction measures:	
	a. taxation	◐
	b. smoke-free policies	◐
	c. health warnings	○
	d. advertising bans	○
6	Harmful use of alcohol reduction measures:	
	a. availability regulations	◐
	b. advertising and promotion bans	○
	c. pricing policies	◐
7	Unhealthy diet reduction measures:	
	a. salt/sodium policies	○
	b. saturated fatty acids and trans-fats policies	○
	c. marketing to children restrictions	○
	d. marketing of breast-milk substitutes restrictions	○
8	Public awareness on diet and/or physical activity	●
9	Guidelines for the management of major NCDs	○
10	Drug therapy/counselling for high risk persons	DK

○ = not achieved ◐ = partially achieved ● = fully achieved — = documentation not available

† = see Explanatory Notes; DK = don't know

World Health Organization - NCD Progress Monitor, 2015.

Angola

Total population: 20 821 000

Income group: Upper middle

Percentage of deaths from NCDs: 24%

Total number of NCD deaths: 72 000

Probability of premature mortality from NCDs: 24%

1	National NCD targets and indicators*	○
2	Mortality data	○
3	Risk factor surveys	●
4	National integrated NCD policy/strategy/action plan	○
5	Tobacco demand-reduction measures:	
	a. taxation	○
	b. smoke-free policies	○
	c. health warnings	○
	d. advertising bans	○
6	Harmful use of alcohol reduction measures:	
	a. availability regulations	●
	b. advertising and promotion bans	○
	c. pricing policies	○
7	Unhealthy diet reduction measures:	
	a. salt/sodium policies	○
	b. saturated fatty acids and trans-fats policies	○
	c. marketing to children restrictions	○
	d. marketing of breast-milk substitutes restrictions	○
8	Public awareness on diet and/or physical activity	○
9	Guidelines for the management of major NCDs	-
10	Drug therapy/counselling for high risk persons	○

○ = not achieved ● = partially achieved ● = fully achieved — = documentation not available

* = data not validated

World Health Organization - NCD Progress Monitor, 2015.

Antigua and Barbuda

Total population: 89 000

Income group: High

Percentage of deaths from NCDs †

Total number of NCD deaths †

Probability of premature mortality from NCDs †

1	National NCD targets and indicators*	DK
2	Mortality data	●
3	Risk factor surveys	○
4	National integrated NCD policy/strategy/action plan	○
5	Tobacco demand-reduction measures:	
	a. taxation	○
	b. smoke-free policies	○
	c. health warnings	○
	d. advertising bans	○
6	Harmful use of alcohol reduction measures:	
	a. availability regulations	●
	b. advertising and promotion bans	○
	c. pricing policies	○
7	Unhealthy diet reduction measures:	
	a. salt/sodium policies	○
	b. saturated fatty acids and trans-fats policies	○
	c. marketing to children restrictions	○
	d. marketing of breast-milk substitutes restrictions	○
8	Public awareness on diet and/or physical activity	●
9	Guidelines for the management of major NCDs	○
10	Drug therapy/counselling for high risk persons	○

○ = not achieved ● = partially achieved ● = fully achieved — = documentation not available

† = see Explanatory Notes; DK = don't know; * = data not validated

World Health Organization - NCD Progress Monitor, 2015.

Argentina

Total population: 41 087 000

Income group: Upper middle

Percentage of deaths from NCDs: 81%

Total number of NCD deaths: 255 000

Probability of premature mortality from NCDs: 17%

1	National NCD targets and indicators	●
2	Mortality data	◐
3	Risk factor surveys	●
4	National integrated NCD policy/strategy/action plan	◐
5	Tobacco demand-reduction measures:	
	a. taxation	◐
	b. smoke-free policies	●
	c. health warnings	●
	d. advertising bans	◐
6	Harmful use of alcohol reduction measures:	
	a. availability regulations	◐
	b. advertising and promotion bans	◐
	c. pricing policies	○
7	Unhealthy diet reduction measures:	
	a. salt/sodium policies	●
	b. saturated fatty acids and trans-fats policies	●
	c. marketing to children restrictions	○
	d. marketing of breast-milk substitutes restrictions	●
8	Public awareness on diet and/or physical activity	●
9	Guidelines for the management of major NCDs	◐
10	Drug therapy/counselling for high risk persons	◐

○ = not achieved ◐ = partially achieved ● = fully achieved — = documentation not available

World Health Organization - NCD Progress Monitor, 2015.

Armenia

Total population: 2 969 000

Income group: Lower middle

Percentage of deaths from NCDs: 92%

Total number of NCD deaths: 34 000

Probability of premature mortality from NCDs: 30%

1	National NCD targets and indicators	●
2	Mortality data	◐
3	Risk factor surveys	●
4	National integrated NCD policy/strategy/action plan	○
5	Tobacco demand-reduction measures:	
	a. taxation	○
	b. smoke-free policies	◐
	c. health warnings	◐
	d. advertising bans	○
6	Harmful use of alcohol reduction measures:	
	a. availability regulations	◐
	b. advertising and promotion bans	◐
	c. pricing policies	◐
7	Unhealthy diet reduction measures:	
	a. salt/sodium policies	○
	b. saturated fatty acids and trans-fats policies	○
	c. marketing to children restrictions	○
	d. marketing of breast-milk substitutes restrictions	●
8	Public awareness on diet and/or physical activity	○
9	Guidelines for the management of major NCDs	◐
10	Drug therapy/counselling for high risk persons	◐

○ = not achieved ◐ = partially achieved ● = fully achieved — = documentation not available

World Health Organization - NCD Progress Monitor, 2015.

Australia

Total population: 23 050 000

Income group: High

Percentage of deaths from NCDs: 91%

Total number of NCD deaths: 133 000

Probability of premature mortality from NCDs: 9%

1	National NCD targets and indicators	ⓘ
2	Mortality data	●
3	Risk factor surveys	●
4	National integrated NCD policy/strategy/action plan	●
5	Tobacco demand-reduction measures:	
	a. taxation	○
	b. smoke-free policies	●
	c. health warnings	●
	d. advertising bans	ⓘ
6	Harmful use of alcohol reduction measures:	
	a. availability regulations	ⓘ
	b. advertising and promotion bans	ⓘ
	c. pricing policies	○
7	Unhealthy diet reduction measures:	
	a. salt/sodium policies	●
	b. saturated fatty acids and trans-fats policies	●
	c. marketing to children restrictions	○
	d. marketing of breast-milk substitutes restrictions	●
8	Public awareness on diet and/or physical activity	●
9	Guidelines for the management of major NCDs	ⓘ
10	Drug therapy/counselling for high risk persons	DK

○ = not achieved ⓘ = partially achieved ● = fully achieved — = documentation not available

DK = don't know

World Health Organization - NCD Progress Monitor, 2015.

Austria

Total population: 8 464 000

Income group: High

Percentage of deaths from NCDs: 92%

Total number of NCD deaths: 72 000

Probability of premature mortality from NCDs: 12%

1	National NCD targets and indicators	○
2	Mortality data	●
3	Risk factor surveys	◐
4	National integrated NCD policy/strategy/action plan	○
5	Tobacco demand-reduction measures:	
	a. taxation	◐
	b. smoke-free policies	○
	c. health warnings	◐
	d. advertising bans	◐
6	Harmful use of alcohol reduction measures:	
	a. availability regulations	◐
	b. advertising and promotion bans	○
	c. pricing policies	○
7	Unhealthy diet reduction measures:	
	a. salt/sodium policies	●
	b. saturated fatty acids and trans-fats policies	●
	c. marketing to children restrictions	○
	d. marketing of breast-milk substitutes restrictions	○
8	Public awareness on diet and/or physical activity	●
9	Guidelines for the management of major NCDs	○
10	Drug therapy/counselling for high risk persons	DK

○ = not achieved ◐ = partially achieved ● = fully achieved — = documentation not available

DK = don't know

World Health Organization - NCD Progress Monitor, 2015.

Azerbaijan

Total population: 9 309 000

Income group: Upper middle

Percentage of deaths from NCDs: 84%

Total number of NCD deaths: 49 000

Probability of premature mortality from NCDs: 23%

1	National NCD targets and indicators	○
2	Mortality data	◐
3	Risk factor surveys	◐
4	National integrated NCD policy/strategy/action plan	○
5	Tobacco demand-reduction measures:	
	a. taxation	○
	b. smoke-free policies	◐
	c. health warnings	◐
	d. advertising bans	◐
6	Harmful use of alcohol reduction measures:	
	a. availability regulations	◐
	b. advertising and promotion bans	◐
	c. pricing policies	●
7	Unhealthy diet reduction measures:	
	a. salt/sodium policies	○
	b. saturated fatty acids and trans-fats policies	○
	c. marketing to children restrictions	○
	d. marketing of breast-milk substitutes restrictions	●
8	Public awareness on diet and/or physical activity	●
9	Guidelines for the management of major NCDs	DK
10	Drug therapy/counselling for high risk persons	○

○ = not achieved ◐ = partially achieved ● = fully achieved — = documentation not available

DK = don't know

World Health Organization - NCD Progress Monitor, 2015.

Bahamas

Total population: 372 000

Income group: High

Percentage of deaths from NCDs: 72%

Total number of NCD deaths: 2 000

Probability of premature mortality from NCDs: 14%

1	National NCD targets and indicators	○
2	Mortality data	◐
3	Risk factor surveys	◐
4	National integrated NCD policy/strategy/action plan	○
5	Tobacco demand-reduction measures:	
	a. taxation	○
	b. smoke-free policies	○
	c. health warnings	○
	d. advertising bans	○
6	Harmful use of alcohol reduction measures:	
	a. availability regulations	●
	b. advertising and promotion bans	◐
	c. pricing policies	●
7	Unhealthy diet reduction measures:	
	a. salt/sodium policies	○
	b. saturated fatty acids and trans-fats policies	○
	c. marketing to children restrictions	○
	d. marketing of breast-milk substitutes restrictions	○
8	Public awareness on diet and/or physical activity	●
9	Guidelines for the management of major NCDs	○
10	Drug therapy/counselling for high risk persons	DK

○ = not achieved ◐ = partially achieved ● = fully achieved — = documentation not available

DK = don't know

World Health Organization - NCD Progress Monitor, 2015.

Bahrain

Total population: 1 318 000

Income group: High

Percentage of deaths from NCDs: 78%

Total number of NCD deaths: 2 000

Probability of premature mortality from NCDs: 13%

1	National NCD targets and indicators	●
2	Mortality data	◐
3	Risk factor surveys	◐
4	National integrated NCD policy/strategy/action plan	◐
5	Tobacco demand-reduction measures:	
	a. taxation	○
	b. smoke-free policies	○
	c. health warnings	◐
	d. advertising bans	●
6	Harmful use of alcohol reduction measures:	
	a. availability regulations	no data
	b. advertising and promotion bans	no data
	c. pricing policies	no data
7	Unhealthy diet reduction measures:	
	a. salt/sodium policies	●
	b. saturated fatty acids and trans-fats policies	●
	c. marketing to children restrictions	●
	d. marketing of breast-milk substitutes restrictions	●
8	Public awareness on diet and/or physical activity	●
9	Guidelines for the management of major NCDs	●
10	Drug therapy/counselling for high risk persons	●

○ = not achieved ◐ = partially achieved ● = fully achieved — = documentation not available

World Health Organization - NCD Progress Monitor, 2015.

Bangladesh

Total population: 155 000 000

Income group: Low

Percentage of deaths from NCDs: 59%

Total number of NCD deaths: 522 000

Probability of premature mortality from NCDs: 18%

1	National NCD targets and indicators	○
2	Mortality data	○
3	Risk factor surveys	●
4	National integrated NCD policy/strategy/action plan	○
5	Tobacco demand-reduction measures:	
	a. taxation	●
	b. smoke-free policies	○
	c. health warnings	●
	d. advertising bans	●
6	Harmful use of alcohol reduction measures:	
	a. availability regulations	●
	b. advertising and promotion bans	●
	c. pricing policies	●
7	Unhealthy diet reduction measures:	
	a. salt/sodium policies	○
	b. saturated fatty acids and trans-fats policies	○
	c. marketing to children restrictions	○
	d. marketing of breast-milk substitutes restrictions	●
8	Public awareness on diet and/or physical activity	●
9	Guidelines for the management of major NCDs	○
10	Drug therapy/counselling for high risk persons	○

○ = not achieved ● = partially achieved ● = fully achieved — = documentation not available

World Health Organization - NCD Progress Monitor, 2015.

Barbados

Total population: 283 000

Income group: High

Percentage of deaths from NCDs: 84%

Total number of NCD deaths: 2 000

Probability of premature mortality from NCDs: 14%

1	National NCD targets and indicators*	-
2	Mortality data	◐
3	Risk factor surveys	●
4	National integrated NCD policy/strategy/action plan*	●
5	Tobacco demand-reduction measures:	
	a. taxation	○
	b. smoke-free policies	●
	c. health warnings	○
	d. advertising bans	○
6	Harmful use of alcohol reduction measures:	
	a. availability regulations	◐
	b. advertising and promotion bans	○
	c. pricing policies	◐
7	Unhealthy diet reduction measures:	
	a. salt/sodium policies*	●
	b. saturated fatty acids and trans-fats policies	○
	c. marketing to children restrictions	○
	d. marketing of breast-milk substitutes restrictions*	●
8	Public awareness on diet and/or physical activity	●
9	Guidelines for the management of major NCDs*	◐
10	Drug therapy/counselling for high risk persons	○

○ = not achieved ◐ = partially achieved ● = fully achieved - = documentation not available

* = data not validated

World Health Organization - NCD Progress Monitor, 2015.

Belarus

Total population: 9 405 000

Income group: Upper middle

Percentage of deaths from NCDs: 89%

Total number of NCD deaths: 108 000

Probability of premature mortality from NCDs: 26%

1	National NCD targets and indicators	○
2	Mortality data	●
3	Risk factor surveys	◐
4	National integrated NCD policy/strategy/action plan	○
5	Tobacco demand-reduction measures:	
	a. taxation	○
	b. smoke-free policies	○
	c. health warnings	◐
	d. advertising bans	◐
6	Harmful use of alcohol reduction measures:	
	a. availability regulations	◐
	b. advertising and promotion bans	◐
	c. pricing policies	●
7	Unhealthy diet reduction measures:	
	a. salt/sodium policies	●
	b. saturated fatty acids and trans-fats policies	●
	c. marketing to children restrictions	●
	d. marketing of breast-milk substitutes restrictions	●
8	Public awareness on diet and/or physical activity	●
9	Guidelines for the management of major NCDs	●
10	Drug therapy/counselling for high risk persons	●

○ = not achieved ◐ = partially achieved ● = fully achieved — = documentation not available

World Health Organization - NCD Progress Monitor, 2015.

Belgium

Total population: 11 060 000

Income group: High

Percentage of deaths from NCDs: 87%

Total number of NCD deaths: 94 000

Probability of premature mortality from NCDs: 12%

1	National NCD targets and indicators	ⓘ
2	Mortality data	●
3	Risk factor surveys	●
4	National integrated NCD policy/strategy/action plan	●
5	Tobacco demand-reduction measures:	
	a. taxation	ⓘ
	b. smoke-free policies	ⓘ
	c. health warnings	ⓘ
	d. advertising bans	ⓘ
6	Harmful use of alcohol reduction measures:	
	a. availability regulations	ⓘ
	b. advertising and promotion bans	ⓘ
	c. pricing policies	ⓘ
7	Unhealthy diet reduction measures:	
	a. salt/sodium policies	●
	b. saturated fatty acids and trans-fats policies	○
	c. marketing to children restrictions	○
	d. marketing of breast-milk substitutes restrictions	●
8	Public awareness on diet and/or physical activity	●
9	Guidelines for the management of major NCDs	ⓘ
10	Drug therapy/counselling for high risk persons	DK

○ = not achieved ⓘ = partially achieved ● = fully achieved — = documentation not available

DK = don't know

World Health Organization - NCD Progress Monitor, 2015.

Belize

Total population: 324 000

Income group: Upper middle

Percentage of deaths from NCDs: 65%

Total number of NCD deaths: 900

Probability of premature mortality from NCDs: 15%

1	National NCD targets and indicators	●
2	Mortality data	●
3	Risk factor surveys	◐
4	National integrated NCD policy/strategy/action plan	◐
5	Tobacco demand-reduction measures:	
	a. taxation	○
	b. smoke-free policies	○
	c. health warnings	○
	d. advertising bans	○
6	Harmful use of alcohol reduction measures:	
	a. availability regulations	◐
	b. advertising and promotion bans	○
	c. pricing policies	○
7	Unhealthy diet reduction measures:	
	a. salt/sodium policies	○
	b. saturated fatty acids and trans-fats policies	○
	c. marketing to children restrictions	○
	d. marketing of breast-milk substitutes restrictions	○
8	Public awareness on diet and/or physical activity	○
9	Guidelines for the management of major NCDs	○
10	Drug therapy/counselling for high risk persons	○

○ = not achieved ◐ = partially achieved ● = fully achieved — = documentation not available

World Health Organization - NCD Progress Monitor, 2015.

Benin

Total population: 10 051 000

Income group: Low

Percentage of deaths from NCDs: 36%

Total number of NCD deaths: 32 000

Probability of premature mortality from NCDs: 22%

1	National NCD targets and indicators	●
2	Mortality data	○
3	Risk factor surveys	◐
4	National integrated NCD policy/strategy/action plan*	●
5	Tobacco demand-reduction measures:	
	a. taxation	○
	b. smoke-free policies	◐
	c. health warnings	◐
	d. advertising bans	◐
6	Harmful use of alcohol reduction measures:	
	a. availability regulations	◐
	b. advertising and promotion bans	○
	c. pricing policies	●
7	Unhealthy diet reduction measures:	
	a. salt/sodium policies	○
	b. saturated fatty acids and trans-fats policies	○
	c. marketing to children restrictions	○
	d. marketing of breast-milk substitutes restrictions	○
8	Public awareness on diet and/or physical activity	○
9	Guidelines for the management of major NCDs	◐
10	Drug therapy/counselling for high risk persons	○

○ = not achieved ◐ = partially achieved ● = fully achieved — = documentation not available

* = data not validated

World Health Organization - NCD Progress Monitor, 2015.

Bhutan

Total population: 742 000

Income group: Lower middle

Percentage of deaths from NCDs: 56%

Total number of NCD deaths: 3 000

Probability of premature mortality from NCDs: 21%

1	National NCD targets and indicators	◐
2	Mortality data	○
3	Risk factor surveys	●
4	National integrated NCD policy/strategy/action plan	◌
5	Tobacco demand-reduction measures:	
	a. taxation	NA
	b. smoke-free policies	●
	c. health warnings	○
	d. advertising bans	◐
6	Harmful use of alcohol reduction measures:	
	a. availability regulations	●
	b. advertising and promotion bans	◐
	c. pricing policies	○
7	Unhealthy diet reduction measures:	
	a. salt/sodium policies	○
	b. saturated fatty acids and trans-fats policies	○
	c. marketing to children restrictions	○
	d. marketing of breast-milk substitutes restrictions	●
8	Public awareness on diet and/or physical activity	●
9	Guidelines for the management of major NCDs	●
10	Drug therapy/counselling for high risk persons	○

○ = not achieved ◐ = partially achieved ● = fully achieved — = documentation not available

NA = not applicable

World Health Organization - NCD Progress Monitor, 2015.

Bolivia (Plurinational State of)

Total population: 10 496 000

Income group: Lower middle

Percentage of deaths from NCDs: 59%

Total number of NCD deaths: 42 000

Probability of premature mortality from NCDs: 18%

1	National NCD targets and indicators	-
2	Mortality data	◐
3	Risk factor surveys*	◐
4	National integrated NCD policy/strategy/action plan	○
5	Tobacco demand-reduction measures:	
	a. taxation	○
	b. smoke-free policies	◐
	c. health warnings	●
	d. advertising bans	◐
6	Harmful use of alcohol reduction measures:	
	a. availability regulations	◐
	b. advertising and promotion bans	◐
	c. pricing policies	◐
7	Unhealthy diet reduction measures:	
	a. salt/sodium policies	DK
	b. saturated fatty acids and trans-fats policies	DK
	c. marketing to children restrictions	○
	d. marketing of breast-milk substitutes restrictions	DK
8	Public awareness on diet and/or physical activity*	●
9	Guidelines for the management of major NCDs*	◐
10	Drug therapy/counselling for high risk persons	no data

○ = not achieved ◐ = partially achieved ● = fully achieved — = documentation not available

DK = don't know; * = data not validated

World Health Organization - NCD Progress Monitor, 2015.

Bosnia and Herzegovina

Total population: 3 834 000

Income group: Upper middle

Percentage of deaths from NCDs: 91%

Total number of NCD deaths: 32 000

Probability of premature mortality from NCDs: 18%

1	National NCD targets and indicators	○
2	Mortality data	◐
3	Risk factor surveys	◐
4	National integrated NCD policy/strategy/action plan	●
5	Tobacco demand-reduction measures:	
	a. taxation	◐
	b. smoke-free policies	○
	c. health warnings	○
	d. advertising bans	◐
6	Harmful use of alcohol reduction measures:	
	a. availability regulations	◐
	b. advertising and promotion bans	◐
	c. pricing policies	◐
7	Unhealthy diet reduction measures:	
	a. salt/sodium policies	○
	b. saturated fatty acids and trans-fats policies	-
	c. marketing to children restrictions	●
	d. marketing of breast-milk substitutes restrictions	●
8	Public awareness on diet and/or physical activity	●
9	Guidelines for the management of major NCDs	-
10	Drug therapy/counselling for high risk persons	DK

○ = not achieved ◐ = partially achieved ● = fully achieved - = documentation not available

DK = don't know

World Health Organization - NCD Progress Monitor, 2015.

Botswana

Total population: 2 004 000

Income group: Upper middle

Percentage of deaths from NCDs: 37%

Total number of NCD deaths: 6 000

Probability of premature mortality from NCDs: 21%

1	National NCD targets and indicators	no data
2	Mortality data	○
3	Risk factor surveys	no data
4	National integrated NCD policy/strategy/action plan	no data
5	Tobacco demand-reduction measures:	
	a. taxation	●
	b. smoke-free policies	○
	c. health warnings	○
	d. advertising bans	●
6	Harmful use of alcohol reduction measures:	
	a. availability regulations	●
	b. advertising and promotion bans	○
	c. pricing policies	●
7	Unhealthy diet reduction measures:	
	a. salt/sodium policies	no data
	b. saturated fatty acids and trans-fats policies	no data
	c. marketing to children restrictions	no data
	d. marketing of breast-milk substitutes restrictions	no data
8	Public awareness on diet and/or physical activity	no data
9	Guidelines for the management of major NCDs	no data
10	Drug therapy/counselling for high risk persons	no data

○ = not achieved ● = partially achieved ● = fully achieved — = documentation not available

World Health Organization - NCD Progress Monitor, 2015.

Brazil

Total population: 199 000 000

Income group: Upper middle

Percentage of deaths from NCDs: 74%

Total number of NCD deaths: 978 000

Probability of premature mortality from NCDs: 19%

1	National NCD targets and indicators	●
2	Mortality data	●
3	Risk factor surveys	●
4	National integrated NCD policy/strategy/action plan	●
5	Tobacco demand-reduction measures:	
	a. taxation	○
	b. smoke-free policies	●
	c. health warnings	●
	d. advertising bans	●
6	Harmful use of alcohol reduction measures:	
	a. availability regulations	◐
	b. advertising and promotion bans	●
	c. pricing policies	◐
7	Unhealthy diet reduction measures:	
	a. salt/sodium policies	●
	b. saturated fatty acids and trans-fats policies	●
	c. marketing to children restrictions	●
	d. marketing of breast-milk substitutes restrictions	●
8	Public awareness on diet and/or physical activity	●
9	Guidelines for the management of major NCDs	●
10	Drug therapy/counselling for high risk persons	◐

○ = not achieved ◐ = partially achieved ● = fully achieved — = documentation not available

World Health Organization - NCD Progress Monitor, 2015.

Brunei Darussalam

Total population: 412 000

Income group: High

Percentage of deaths from NCDs: 80%

Total number of NCD deaths: 1 000

Probability of premature mortality from NCDs: 17%

1	National NCD targets and indicators	●
2	Mortality data	◐
3	Risk factor surveys	●
4	National integrated NCD policy/strategy/action plan	◐
5	Tobacco demand-reduction measures:	
	a. taxation	◐
	b. smoke-free policies	●
	c. health warnings	●
	d. advertising bans	◐
6	Harmful use of alcohol reduction measures:	
	a. availability regulations	●
	b. advertising and promotion bans	●
	c. pricing policies	●
7	Unhealthy diet reduction measures:	
	a. salt/sodium policies	○
	b. saturated fatty acids and trans-fats policies	○
	c. marketing to children restrictions	○
	d. marketing of breast-milk substitutes restrictions	○
8	Public awareness on diet and/or physical activity	●
9	Guidelines for the management of major NCDs	●
10	Drug therapy/counselling for high risk persons	●

○ = not achieved ◐ = partially achieved ● = fully achieved — = documentation not available

World Health Organization - NCD Progress Monitor, 2015.

Bulgaria

Total population: 7 278 000

Income group: Upper middle

Percentage of deaths from NCDs: 94%

Total number of NCD deaths: 99 000

Probability of premature mortality from NCDs: 24%

1	National NCD targets and indicators	●
2	Mortality data	◐
3	Risk factor surveys	◐
4	National integrated NCD policy/strategy/action plan	●
5	Tobacco demand-reduction measures:	
	a. taxation	◐
	b. smoke-free policies	●
	c. health warnings	◐
	d. advertising bans	◐
6	Harmful use of alcohol reduction measures:	
	a. availability regulations	◐
	b. advertising and promotion bans	●
	c. pricing policies	○
7	Unhealthy diet reduction measures:	
	a. salt/sodium policies	●
	b. saturated fatty acids and trans-fats policies	○
	c. marketing to children restrictions	●
	d. marketing of breast-milk substitutes restrictions	●
8	Public awareness on diet and/or physical activity	●
9	Guidelines for the management of major NCDs	●
10	Drug therapy/counselling for high risk persons	●

○ = not achieved ◐ = partially achieved ● = fully achieved — = documentation not available

World Health Organization - NCD Progress Monitor, 2015.

Burkina Faso

Total population: 16 460 000

Income group: Low

Percentage of deaths from NCDs: 32%

Total number of NCD deaths: 51 000

Probability of premature mortality from NCDs: 24%

1	National NCD targets and indicators*	○
2	Mortality data	○
3	Risk factor surveys	◐
4	National integrated NCD policy/strategy/action plan	○
5	Tobacco demand-reduction measures:	
	a. taxation	○
	b. smoke-free policies	●
	c. health warnings	◐
	d. advertising bans	◐
6	Harmful use of alcohol reduction measures:	
	a. availability regulations	○
	b. advertising and promotion bans	○
	c. pricing policies	◐
7	Unhealthy diet reduction measures:	
	a. salt/sodium policies	○
	b. saturated fatty acids and trans-fats policies	○
	c. marketing to children restrictions	○
	d. marketing of breast-milk substitutes restrictions	-
8	Public awareness on diet and/or physical activity	○
9	Guidelines for the management of major NCDs	○
10	Drug therapy/counselling for high risk persons	○

○ = not achieved ◐ = partially achieved ● = fully achieved - = documentation not available

* = data not validated

World Health Organization - NCD Progress Monitor, 2015.

Burundi

Total population: 9 850 000

Income group: Low

Percentage of deaths from NCDs: 28%

Total number of NCD deaths: 32 000

Probability of premature mortality from NCDs: 24%

1	National NCD targets and indicators	●
2	Mortality data	○
3	Risk factor surveys	○
4	National integrated NCD policy/strategy/action plan	○
5	Tobacco demand-reduction measures:	
	a. taxation	○
	b. smoke-free policies	○
	c. health warnings	○
	d. advertising bans	○
6	Harmful use of alcohol reduction measures:	
	a. availability regulations	◐
	b. advertising and promotion bans	○
	c. pricing policies	◐
7	Unhealthy diet reduction measures:	
	a. salt/sodium policies	○
	b. saturated fatty acids and trans-fats policies	○
	c. marketing to children restrictions	○
	d. marketing of breast-milk substitutes restrictions	-
8	Public awareness on diet and/or physical activity	○
9	Guidelines for the management of major NCDs	-
10	Drug therapy/counselling for high risk persons	○

○ = not achieved ◐ = partially achieved ● = fully achieved - = documentation not available

World Health Organization - NCD Progress Monitor, 2015.

Cabo Verde

Total population: 494 000

Income group: Lower middle

Percentage of deaths from NCDs: 69%

Total number of NCD deaths: 2 000

Probability of premature mortality from NCDs: 15%

1	National NCD targets and indicators	no data
2	Mortality data	⓪
3	Risk factor surveys	no data
4	National integrated NCD policy/strategy/action plan	no data
5	Tobacco demand-reduction measures:	
	a. taxation	○
	b. smoke-free policies	○
	c. health warnings	○
	d. advertising bans	○
6	Harmful use of alcohol reduction measures:	
	a. availability regulations	⓪
	b. advertising and promotion bans	⓪
	c. pricing policies	⓪
7	Unhealthy diet reduction measures:	
	a. salt/sodium policies	no data
	b. saturated fatty acids and trans-fats policies	no data
	c. marketing to children restrictions	no data
	d. marketing of breast-milk substitutes restrictions	no data
8	Public awareness on diet and/or physical activity	no data
9	Guidelines for the management of major NCDs	no data
10	Drug therapy/counselling for high risk persons	no data

○ = not achieved ⓪ = partially achieved ● = fully achieved — = documentation not available

World Health Organization - NCD Progress Monitor, 2015.

Cambodia

Total population: 14 865 000

Income group: Low

Percentage of deaths from NCDs: 52%

Total number of NCD deaths: 44 000

Probability of premature mortality from NCDs: 18%

1	National NCD targets and indicators	●
2	Mortality data	○
3	Risk factor surveys	●
4	National integrated NCD policy/strategy/action plan	○
5	Tobacco demand-reduction measures:	
	a. taxation	○
	b. smoke-free policies	●
	c. health warnings	●
	d. advertising bans	●
6	Harmful use of alcohol reduction measures:	
	a. availability regulations	○
	b. advertising and promotion bans	○
	c. pricing policies	●
7	Unhealthy diet reduction measures:	
	a. salt/sodium policies	○
	b. saturated fatty acids and trans-fats policies	○
	c. marketing to children restrictions	○
	d. marketing of breast-milk substitutes restrictions	●
8	Public awareness on diet and/or physical activity	●
9	Guidelines for the management of major NCDs	○
10	Drug therapy/counselling for high risk persons	○

○ = not achieved ● = partially achieved ● = fully achieved — = documentation not available

World Health Organization - NCD Progress Monitor, 2015.

Cameroon

Total population: 21 700 000

Income group: Lower middle

Percentage of deaths from NCDs: 31%

Total number of NCD deaths: 74 000

Probability of premature mortality from NCDs: 20%

1	National NCD targets and indicators	●
2	Mortality data	○
3	Risk factor surveys	○
4	National integrated NCD policy/strategy/action plan	○
5	Tobacco demand-reduction measures:	
	a. taxation	○
	b. smoke-free policies	◐
	c. health warnings	◐
	d. advertising bans	◐
6	Harmful use of alcohol reduction measures:	
	a. availability regulations	◐
	b. advertising and promotion bans	○
	c. pricing policies	◐
7	Unhealthy diet reduction measures:	
	a. salt/sodium policies	DK
	b. saturated fatty acids and trans-fats policies	DK
	c. marketing to children restrictions	DK
	d. marketing of breast-milk substitutes restrictions	DK
8	Public awareness on diet and/or physical activity	DK
9	Guidelines for the management of major NCDs	DK
10	Drug therapy/counselling for high risk persons	DK

○ = not achieved ◐ = partially achieved ● = fully achieved — = documentation not available

DK = don't know

World Health Organization - NCD Progress Monitor, 2015.

Canada

Total population: 34 838 000

Income group: High

Percentage of deaths from NCDs: 88%

Total number of NCD deaths: 220 000

Probability of premature mortality from NCDs: 11%

1	National NCD targets and indicators	○
2	Mortality data	●
3	Risk factor surveys	●
4	National integrated NCD policy/strategy/action plan	●
5	Tobacco demand-reduction measures:	
	a. taxation	◐
	b. smoke-free policies	●
	c. health warnings	●
	d. advertising bans	◐
6	Harmful use of alcohol reduction measures:	
	a. availability regulations	◐
	b. advertising and promotion bans	◐
	c. pricing policies	◐
7	Unhealthy diet reduction measures:	
	a. salt/sodium policies	●
	b. saturated fatty acids and trans-fats policies	●
	c. marketing to children restrictions	●
	d. marketing of breast-milk substitutes restrictions	○
8	Public awareness on diet and/or physical activity	●
9	Guidelines for the management of major NCDs	●
10	Drug therapy/counselling for high risk persons	●

○ = not achieved ◐ = partially achieved ● = fully achieved — = documentation not available

World Health Organization - NCD Progress Monitor, 2015.

Central African Republic

Total population: 4 525 000

Income group: Low

Percentage of deaths from NCDs: 20%

Total number of NCD deaths: 13 000

Probability of premature mortality from NCDs: 18%

1	National NCD targets and indicators	●
2	Mortality data	○
3	Risk factor surveys	◐
4	National integrated NCD policy/strategy/action plan*	◐
5	Tobacco demand-reduction measures:	
	a. taxation	○
	b. smoke-free policies	○
	c. health warnings	○
	d. advertising bans	○
6	Harmful use of alcohol reduction measures:	
	a. availability regulations	◐
	b. advertising and promotion bans	◐
	c. pricing policies	◐
7	Unhealthy diet reduction measures:	
	a. salt/sodium policies	○
	b. saturated fatty acids and trans-fats policies	○
	c. marketing to children restrictions	○
	d. marketing of breast-milk substitutes restrictions	no data
8	Public awareness on diet and/or physical activity	○
9	Guidelines for the management of major NCDs	◐
10	Drug therapy/counselling for high risk persons	○

○ = not achieved ◐ = partially achieved ● = fully achieved — = documentation not available

* = data not validated

World Health Organization - NCD Progress Monitor, 2015.

Chad

Total population: 12 448 000

Income group: Low

Percentage of deaths from NCDs: 21%

Total number of NCD deaths: 37 000

Probability of premature mortality from NCDs: 23%

1	National NCD targets and indicators	-
2	Mortality data	○
3	Risk factor surveys	○
4	National integrated NCD policy/strategy/action plan	○
5	Tobacco demand-reduction measures:	
	a. taxation	○
	b. smoke-free policies	●
	c. health warnings	◐
	d. advertising bans	●
6	Harmful use of alcohol reduction measures:	
	a. availability regulations	◐
	b. advertising and promotion bans	○
	c. pricing policies	○
7	Unhealthy diet reduction measures:	
	a. salt/sodium policies	○
	b. saturated fatty acids and trans-fats policies	○
	c. marketing to children restrictions	DK
	d. marketing of breast-milk substitutes restrictions	-
8	Public awareness on diet and/or physical activity	DK
9	Guidelines for the management of major NCDs	DK
10	Drug therapy/counselling for high risk persons	DK

○ = not achieved ◐ = partially achieved ● = fully achieved - = documentation not available

DK = don't know

World Health Organization - NCD Progress Monitor, 2015.

Chile

Total population: 17 465 000

Income group: High

Percentage of deaths from NCDs: 84%

Total number of NCD deaths: 79 000

Probability of premature mortality from NCDs: 12%

1	National NCD targets and indicators	●
2	Mortality data	●
3	Risk factor surveys	●
4	National integrated NCD policy/strategy/action plan	●
5	Tobacco demand-reduction measures:	
	a. taxation	◐
	b. smoke-free policies	●
	c. health warnings	●
	d. advertising bans	◐
6	Harmful use of alcohol reduction measures:	
	a. availability regulations	◐
	b. advertising and promotion bans	○
	c. pricing policies	◐
7	Unhealthy diet reduction measures:	
	a. salt/sodium policies	●
	b. saturated fatty acids and trans-fats policies	○
	c. marketing to children restrictions	●
	d. marketing of breast-milk substitutes restrictions	●
8	Public awareness on diet and/or physical activity	●
9	Guidelines for the management of major NCDs	●
10	Drug therapy/counselling for high risk persons	●

○ = not achieved ◐ = partially achieved ● = fully achieved — = documentation not available

World Health Organization - NCD Progress Monitor, 2015.

China

Total population: 1 390 000 000

Income group: Upper middle

Percentage of deaths from NCDs: 87%

Total number of NCD deaths: 8 577 000

Probability of premature mortality from NCDs: 19%

1	National NCD targets and indicators	●
2	Mortality data	◐
3	Risk factor surveys	●
4	National integrated NCD policy/strategy/action plan	●
5	Tobacco demand-reduction measures:	
	a. taxation	○
	b. smoke-free policies	○
	c. health warnings	◐
	d. advertising bans	◐
6	Harmful use of alcohol reduction measures:	
	a. availability regulations	◐
	b. advertising and promotion bans	●
	c. pricing policies	◐
7	Unhealthy diet reduction measures:	
	a. salt/sodium policies	-
	b. saturated fatty acids and trans-fats policies	○
	c. marketing to children restrictions	○
	d. marketing of breast-milk substitutes restrictions	○
8	Public awareness on diet and/or physical activity	●
9	Guidelines for the management of major NCDs	●
10	Drug therapy/counselling for high risk persons	○

○ = not achieved ◐ = partially achieved ● = fully achieved - = documentation not available

World Health Organization - NCD Progress Monitor, 2015.

Colombia

Total population: 47 704 000

Income group: Upper middle

Percentage of deaths from NCDs: 71%

Total number of NCD deaths: 143 000

Probability of premature mortality from NCDs: 12%

1	National NCD targets and indicators	●
2	Mortality data	●
3	Risk factor surveys	◐
4	National integrated NCD policy/strategy/action plan	●
5	Tobacco demand-reduction measures:	
	a. taxation	○
	b. smoke-free policies	●
	c. health warnings	◐
	d. advertising bans	●
6	Harmful use of alcohol reduction measures:	
	a. availability regulations	◐
	b. advertising and promotion bans	◐
	c. pricing policies	●
7	Unhealthy diet reduction measures:	
	a. salt/sodium policies	●
	b. saturated fatty acids and trans-fats policies	●
	c. marketing to children restrictions	●
	d. marketing of breast-milk substitutes restrictions	●
8	Public awareness on diet and/or physical activity	●
9	Guidelines for the management of major NCDs	◐
10	Drug therapy/counselling for high risk persons	○

○ = not achieved ◐ = partially achieved ● = fully achieved — = documentation not available

World Health Organization - NCD Progress Monitor, 2015.

Comoros

Total population: 718 000

Income group: Low

Percentage of deaths from NCDs: 37%

Total number of NCD deaths: 2 000

Probability of premature mortality from NCDs: 23%

1	National NCD targets and indicators	●
2	Mortality data	○
3	Risk factor surveys	●
4	National integrated NCD policy/strategy/action plan	○
5	Tobacco demand-reduction measures:	
	a. taxation	○
	b. smoke-free policies	●
	c. health warnings	●
	d. advertising bans	○
6	Harmful use of alcohol reduction measures:	
	a. availability regulations	●
	b. advertising and promotion bans	●
	c. pricing policies	●
7	Unhealthy diet reduction measures:	
	a. salt/sodium policies	○
	b. saturated fatty acids and trans-fats policies	○
	c. marketing to children restrictions	○
	d. marketing of breast-milk substitutes restrictions	-
8	Public awareness on diet and/or physical activity	○
9	Guidelines for the management of major NCDs	○
10	Drug therapy/counselling for high risk persons	○

○ = not achieved ● = partially achieved ● = fully achieved - = documentation not available

World Health Organization - NCD Progress Monitor, 2015.

Congo

Total population: 4 337 000

Income group: Lower middle

Percentage of deaths from NCDs: 30%

Total number of NCD deaths: 14 000

Probability of premature mortality from NCDs: 20%

1	National NCD targets and indicators*	○
2	Mortality data	○
3	Risk factor surveys	○
4	National integrated NCD policy/strategy/action plan	○
5	Tobacco demand-reduction measures:	
	a. taxation	○
	b. smoke-free policies	●
	c. health warnings	◐
	d. advertising bans	◐
6	Harmful use of alcohol reduction measures:	
	a. availability regulations	◐
	b. advertising and promotion bans	○
	c. pricing policies	◐
7	Unhealthy diet reduction measures:	
	a. salt/sodium policies	○
	b. saturated fatty acids and trans-fats policies	○
	c. marketing to children restrictions	○
	d. marketing of breast-milk substitutes restrictions	○
8	Public awareness on diet and/or physical activity	○
9	Guidelines for the management of major NCDs	◐
10	Drug therapy/counselling for high risk persons	○

○ = not achieved ◐ = partially achieved ● = fully achieved — = documentation not available

* = data not validated

World Health Organization - NCD Progress Monitor, 2015.

Cook Islands

Total population: 21 000

Income group: Upper middle

Percentage of deaths from NCDs †

Total number of NCD deaths †

Probability of premature mortality from NCDs †

1	National NCD targets and indicators	no data
2	Mortality data	ⓘ
3	Risk factor surveys	no data
4	National integrated NCD policy/strategy/action plan	no data
5	Tobacco demand-reduction measures:	
	a. taxation	ⓘ
	b. smoke-free policies	ⓘ
	c. health warnings	ⓘ
	d. advertising bans	ⓘ
6	Harmful use of alcohol reduction measures:	
	a. availability regulations	●
	b. advertising and promotion bans	ⓘ
	c. pricing policies	ⓘ
7	Unhealthy diet reduction measures:	
	a. salt/sodium policies	no data
	b. saturated fatty acids and trans-fats policies	no data
	c. marketing to children restrictions	no data
	d. marketing of breast-milk substitutes restrictions	no data
8	Public awareness on diet and/or physical activity	no data
9	Guidelines for the management of major NCDs	no data
10	Drug therapy/counselling for high risk persons	no data

○ = not achieved ⓘ = partially achieved ● = fully achieved — = documentation not available

† = see Explanatory Notes

World Health Organization - NCD Progress Monitor, 2015.

Costa Rica

Total population: 4 805 000

Income group: Upper middle

Percentage of deaths from NCDs: 83%

Total number of NCD deaths: 18 000

Probability of premature mortality from NCDs: 12%

1	National NCD targets and indicators	●
2	Mortality data	●
3	Risk factor surveys	●
4	National integrated NCD policy/strategy/action plan	●
5	Tobacco demand-reduction measures:	
	a. taxation	◐
	b. smoke-free policies	●
	c. health warnings	●
	d. advertising bans	◐
6	Harmful use of alcohol reduction measures:	
	a. availability regulations	●
	b. advertising and promotion bans	◐
	c. pricing policies	●
7	Unhealthy diet reduction measures:	
	a. salt/sodium policies	●
	b. saturated fatty acids and trans-fats policies	●
	c. marketing to children restrictions	●
	d. marketing of breast-milk substitutes restrictions	●
8	Public awareness on diet and/or physical activity	●
9	Guidelines for the management of major NCDs	●
10	Drug therapy/counselling for high risk persons	○

○ = not achieved ◐ = partially achieved ● = fully achieved — = documentation not available

World Health Organization - NCD Progress Monitor, 2015.

Côte d'Ivoire

Total population: 19 840 000

Income group: Lower middle

Percentage of deaths from NCDs: 31%

Total number of NCD deaths: 78 000

Probability of premature mortality from NCDs: 23%

1	National NCD targets and indicators	no data
2	Mortality data	○
3	Risk factor surveys	no data
4	National integrated NCD policy/strategy/action plan	no data
5	Tobacco demand-reduction measures:	
	a. taxation	○
	b. smoke-free policies	○
	c. health warnings	○
	d. advertising bans	○
6	Harmful use of alcohol reduction measures:	
	a. availability regulations	◐
	b. advertising and promotion bans	◐
	c. pricing policies	○
7	Unhealthy diet reduction measures:	
	a. salt/sodium policies	no data
	b. saturated fatty acids and trans-fats policies	no data
	c. marketing to children restrictions	no data
	d. marketing of breast-milk substitutes restrictions	no data
8	Public awareness on diet and/or physical activity	no data
9	Guidelines for the management of major NCDs	no data
10	Drug therapy/counselling for high risk persons	no data

○ = not achieved ◐ = partially achieved ● = fully achieved — = documentation not available

World Health Organization - NCD Progress Monitor, 2015.

Croatia

Total population: 4 307 000

Income group: High

Percentage of deaths from NCDs: 93%

Total number of NCD deaths: 46 000

Probability of premature mortality from NCDs: 18%

1	National NCD targets and indicators	○
2	Mortality data	●
3	Risk factor surveys	◐
4	National integrated NCD policy/strategy/action plan	○
5	Tobacco demand-reduction measures:	
	a. taxation	◐
	b. smoke-free policies	◐
	c. health warnings	◐
	d. advertising bans	◐
6	Harmful use of alcohol reduction measures:	
	a. availability regulations	◐
	b. advertising and promotion bans	◐
	c. pricing policies	○
7	Unhealthy diet reduction measures:	
	a. salt/sodium policies	●
	b. saturated fatty acids and trans-fats policies	○
	c. marketing to children restrictions	○
	d. marketing of breast-milk substitutes restrictions	○
8	Public awareness on diet and/or physical activity	○
9	Guidelines for the management of major NCDs	○
10	Drug therapy/counselling for high risk persons	DK

○ = not achieved ◐ = partially achieved ● = fully achieved — = documentation not available

DK = don't know

World Health Organization - NCD Progress Monitor, 2015.

Cuba

Total population: 11 271 000

Income group: Upper middle

Percentage of deaths from NCDs: 86%

Total number of NCD deaths: 76 000

Probability of premature mortality from NCDs: 17%

1	National NCD targets and indicators	●
2	Mortality data	●
3	Risk factor surveys	◐
4	National integrated NCD policy/strategy/action plan	○
5	Tobacco demand-reduction measures:	
	a. taxation	no data
	b. smoke-free policies	◐
	c. health warnings	◐
	d. advertising bans	○
6	Harmful use of alcohol reduction measures:	
	a. availability regulations	●
	b. advertising and promotion bans	◐
	c. pricing policies	no data
7	Unhealthy diet reduction measures:	
	a. salt/sodium policies	●
	b. saturated fatty acids and trans-fats policies	○
	c. marketing to children restrictions	○
	d. marketing of breast-milk substitutes restrictions	○
8	Public awareness on diet and/or physical activity	●
9	Guidelines for the management of major NCDs	◐
10	Drug therapy/counselling for high risk persons	◐

○ = not achieved ◐ = partially achieved ● = fully achieved — = documentation not available

World Health Organization - NCD Progress Monitor, 2015.

Cyprus

Total population: 1 129 000

Income group: High

Percentage of deaths from NCDs: 90%

Total number of NCD deaths: 6 000

Probability of premature mortality from NCDs: 9%

1	National NCD targets and indicators	○
2	Mortality data	●
3	Risk factor surveys	◐
4	National integrated NCD policy/strategy/action plan	●
5	Tobacco demand-reduction measures:	
	a. taxation	◐
	b. smoke-free policies	◐
	c. health warnings	◐
	d. advertising bans	◐
6	Harmful use of alcohol reduction measures:	
	a. availability regulations	◐
	b. advertising and promotion bans	◐
	c. pricing policies	○
7	Unhealthy diet reduction measures:	
	a. salt/sodium policies	-
	b. saturated fatty acids and trans-fats policies	-
	c. marketing to children restrictions	-
	d. marketing of breast-milk substitutes restrictions	-
8	Public awareness on diet and/or physical activity	●
9	Guidelines for the management of major NCDs	-
10	Drug therapy/counselling for high risk persons	●

○ = not achieved ◐ = partially achieved ● = fully achieved - = documentation not available

World Health Organization - NCD Progress Monitor, 2015.

Czech Republic

Total population: 10 660 000

Income group: High

Percentage of deaths from NCDs: 90%

Total number of NCD deaths: 96 000

Probability of premature mortality from NCDs: 17%

1	National NCD targets and indicators	●
2	Mortality data	●
3	Risk factor surveys	●
4	National integrated NCD policy/strategy/action plan	●
5	Tobacco demand-reduction measures:	
	a. taxation	◐
	b. smoke-free policies	◐
	c. health warnings	◐
	d. advertising bans	◐
6	Harmful use of alcohol reduction measures:	
	a. availability regulations	◐
	b. advertising and promotion bans	●
	c. pricing policies	◐
7	Unhealthy diet reduction measures:	
	a. salt/sodium policies	●
	b. saturated fatty acids and trans-fats policies	○
	c. marketing to children restrictions	●
	d. marketing of breast-milk substitutes restrictions	○
8	Public awareness on diet and/or physical activity	●
9	Guidelines for the management of major NCDs	●
10	Drug therapy/counselling for high risk persons	DK

○ = not achieved ◐ = partially achieved ● = fully achieved — = documentation not available

DK = don't know

World Health Organization - NCD Progress Monitor, 2015.

Democratic People's Republic of Korea

Total population: 24 763 000

Income group: Low

Percentage of deaths from NCDs: 79%

Total number of NCD deaths: 180 000

Probability of premature mortality from NCDs: 27%

1	National NCD targets and indicators	●
2	Mortality data	○
3	Risk factor surveys	◐
4	National integrated NCD policy/strategy/action plan*	●
5	Tobacco demand-reduction measures:	
	a. taxation	○
	b. smoke-free policies	◐
	c. health warnings	○
	d. advertising bans	○
6	Harmful use of alcohol reduction measures:	
	a. availability regulations	no data
	b. advertising and promotion bans	no data
	c. pricing policies	no data
7	Unhealthy diet reduction measures:	
	a. salt/sodium policies	○
	b. saturated fatty acids and trans-fats policies	○
	c. marketing to children restrictions	○
	d. marketing of breast-milk substitutes restrictions	DK
8	Public awareness on diet and/or physical activity	●
9	Guidelines for the management of major NCDs	◐
10	Drug therapy/counselling for high risk persons	○

○ = not achieved ◐ = partially achieved ● = fully achieved — = documentation not available

DK = don't know; * = data not validated

World Health Organization - NCD Progress Monitor, 2015.

Democratic Republic of the Congo

Total population: 65 705 000

Income group: Low

Percentage of deaths from NCDs: 23%

Total number of NCD deaths: 216 000

Probability of premature mortality from NCDs: 24%

1	National NCD targets and indicators	no data
2	Mortality data	○
3	Risk factor surveys	no data
4	National integrated NCD policy/strategy/action plan	no data
5	Tobacco demand-reduction measures:	
	a. taxation	○
	b. smoke-free policies	◐
	c. health warnings	◐
	d. advertising bans	◐
6	Harmful use of alcohol reduction measures:	
	a. availability regulations	◐
	b. advertising and promotion bans	◐
	c. pricing policies	●
7	Unhealthy diet reduction measures:	
	a. salt/sodium policies	no data
	b. saturated fatty acids and trans-fats policies	no data
	c. marketing to children restrictions	no data
	d. marketing of breast-milk substitutes restrictions	no data
8	Public awareness on diet and/or physical activity	no data
9	Guidelines for the management of major NCDs	no data
10	Drug therapy/counselling for high risk persons	no data

○ = not achieved ◐ = partially achieved ● = fully achieved — = documentation not available

World Health Organization - NCD Progress Monitor, 2015.

Denmark

Total population: 5 598 000

Income group: High

Percentage of deaths from NCDs: 90%

Total number of NCD deaths: 48 000

Probability of premature mortality from NCDs: 13%

1	National NCD targets and indicators	○
2	Mortality data	●
3	Risk factor surveys	●
4	National integrated NCD policy/strategy/action plan	○
5	Tobacco demand-reduction measures:	
	a. taxation	◐
	b. smoke-free policies	○
	c. health warnings	◐
	d. advertising bans	◐
6	Harmful use of alcohol reduction measures:	
	a. availability regulations	◐
	b. advertising and promotion bans	◐
	c. pricing policies	◐
7	Unhealthy diet reduction measures:	
	a. salt/sodium policies	●
	b. saturated fatty acids and trans-fats policies	●
	c. marketing to children restrictions	●
	d. marketing of breast-milk substitutes restrictions	●
8	Public awareness on diet and/or physical activity	●
9	Guidelines for the management of major NCDs	●
10	Drug therapy/counselling for high risk persons	DK

○ = not achieved ◐ = partially achieved ● = fully achieved — = documentation not available

DK = don't know

World Health Organization - NCD Progress Monitor, 2015.

Djibouti

Total population: 860 000

Income group: Lower middle

Percentage of deaths from NCDs: 36%

Total number of NCD deaths: 3 000

Probability of premature mortality from NCDs: 19%

1	National NCD targets and indicators	no data
2	Mortality data	○
3	Risk factor surveys	no data
4	National integrated NCD policy/strategy/action plan	no data
5	Tobacco demand-reduction measures:	
	a. taxation	○
	b. smoke-free policies	◐
	c. health warnings	●
	d. advertising bans	●
6	Harmful use of alcohol reduction measures:	
	a. availability regulations	no data
	b. advertising and promotion bans	no data
	c. pricing policies	no data
7	Unhealthy diet reduction measures:	
	a. salt/sodium policies	no data
	b. saturated fatty acids and trans-fats policies	no data
	c. marketing to children restrictions	no data
	d. marketing of breast-milk substitutes restrictions	no data
8	Public awareness on diet and/or physical activity	no data
9	Guidelines for the management of major NCDs	no data
10	Drug therapy/counselling for high risk persons	no data

○ = not achieved ◐ = partially achieved ● = fully achieved — = documentation not available

World Health Organization - NCD Progress Monitor, 2015.

Dominica

Total population: 72 000

Income group: Upper middle

Percentage of deaths from NCDs †

Total number of NCD deaths †

Probability of premature mortality from NCDs †

1	National NCD targets and indicators	○
2	Mortality data	●
3	Risk factor surveys	◐
4	National integrated NCD policy/strategy/action plan	○
5	Tobacco demand-reduction measures:	
	a. taxation	○
	b. smoke-free policies	○
	c. health warnings	○
	d. advertising bans	○
6	Harmful use of alcohol reduction measures:	
	a. availability regulations	◐
	b. advertising and promotion bans	○
	c. pricing policies	◐
7	Unhealthy diet reduction measures:	
	a. salt/sodium policies	○
	b. saturated fatty acids and trans-fats policies	○
	c. marketing to children restrictions	●
	d. marketing of breast-milk substitutes restrictions	○
8	Public awareness on diet and/or physical activity	●
9	Guidelines for the management of major NCDs	◐
10	Drug therapy/counselling for high risk persons	DK

○ = not achieved ◐ = partially achieved ● = fully achieved — = documentation not available

† = see Explanatory Notes; DK = don't know

World Health Organization - NCD Progress Monitor, 2015.

Dominican Republic

Total population: 10 277 000

Income group: Upper middle

Percentage of deaths from NCDs: 70%

Total number of NCD deaths: 34 000

Probability of premature mortality from NCDs: 15%

1	National NCD targets and indicators	●
2	Mortality data	◐
3	Risk factor surveys	◐
4	National integrated NCD policy/strategy/action plan	●
5	Tobacco demand-reduction measures:	
	a. taxation	○
	b. smoke-free policies	○
	c. health warnings	○
	d. advertising bans	○
6	Harmful use of alcohol reduction measures:	
	a. availability regulations	◐
	b. advertising and promotion bans	○
	c. pricing policies	◐
7	Unhealthy diet reduction measures:	
	a. salt/sodium policies	○
	b. saturated fatty acids and trans-fats policies	○
	c. marketing to children restrictions	○
	d. marketing of breast-milk substitutes restrictions	●
8	Public awareness on diet and/or physical activity	●
9	Guidelines for the management of major NCDs	○
10	Drug therapy/counselling for high risk persons	●

○ = not achieved ◐ = partially achieved ● = fully achieved — = documentation not available

World Health Organization - NCD Progress Monitor, 2015.

Ecuador

Total population: 15 492 000

Income group: Upper middle

Percentage of deaths from NCDs: 67%

Total number of NCD deaths: 55 000

Probability of premature mortality from NCDs: 12%

1	National NCD targets and indicators*	○
2	Mortality data	◐
3	Risk factor surveys	●
4	National integrated NCD policy/strategy/action plan	●
5	Tobacco demand-reduction measures:	
	a. taxation	◐
	b. smoke-free policies	●
	c. health warnings	●
	d. advertising bans	◐
6	Harmful use of alcohol reduction measures:	
	a. availability regulations	◐
	b. advertising and promotion bans	◐
	c. pricing policies	●
7	Unhealthy diet reduction measures:	
	a. salt/sodium policies	●
	b. saturated fatty acids and trans-fats policies	●
	c. marketing to children restrictions	○
	d. marketing of breast-milk substitutes restrictions	●
8	Public awareness on diet and/or physical activity	●
9	Guidelines for the management of major NCDs*	◐
10	Drug therapy/counselling for high risk persons	○

○ = not achieved ◐ = partially achieved ● = fully achieved — = documentation not available

* = data not validated

World Health Organization - NCD Progress Monitor, 2015.

Egypt

Total population: 80 722 000

Income group: Lower middle

Percentage of deaths from NCDs: 85%

Total number of NCD deaths: 443 000

Probability of premature mortality from NCDs: 25%

1	National NCD targets and indicators	●
2	Mortality data	●
3	Risk factor surveys	●
4	National integrated NCD policy/strategy/action plan	○
5	Tobacco demand-reduction measures:	
	a. taxation	●
	b. smoke-free policies	●
	c. health warnings	●
	d. advertising bans	●
6	Harmful use of alcohol reduction measures:	
	a. availability regulations	●
	b. advertising and promotion bans	●
	c. pricing policies	●
7	Unhealthy diet reduction measures:	
	a. salt/sodium policies	○
	b. saturated fatty acids and trans-fats policies	○
	c. marketing to children restrictions	○
	d. marketing of breast-milk substitutes restrictions	○
8	Public awareness on diet and/or physical activity	○
9	Guidelines for the management of major NCDs	○
10	Drug therapy/counselling for high risk persons	○

○ = not achieved ● = partially achieved ● = fully achieved — = documentation not available

World Health Organization - NCD Progress Monitor, 2015.

El Salvador

Total population: 6 297 000

Income group: Lower middle

Percentage of deaths from NCDs: 63%

Total number of NCD deaths: 26 000

Probability of premature mortality from NCDs: 17%

1	National NCD targets and indicators	○
2	Mortality data	◐
3	Risk factor surveys*	●
4	National integrated NCD policy/strategy/action plan	○
5	Tobacco demand-reduction measures:	
	a. taxation	○
	b. smoke-free policies	○
	c. health warnings	●
	d. advertising bans	◐
6	Harmful use of alcohol reduction measures:	
	a. availability regulations	◐
	b. advertising and promotion bans	○
	c. pricing policies	◐
7	Unhealthy diet reduction measures:	
	a. salt/sodium policies	○
	b. saturated fatty acids and trans-fats policies	○
	c. marketing to children restrictions	○
	d. marketing of breast-milk substitutes restrictions	●
8	Public awareness on diet and/or physical activity	●
9	Guidelines for the management of major NCDs	◐
10	Drug therapy/counselling for high risk persons	○

○ = not achieved ◐ = partially achieved ● = fully achieved — = documentation not available

* = data not validated

World Health Organization - NCD Progress Monitor, 2015.

Equatorial Guinea

Total population: 736 000

Income group: High

Percentage of deaths from NCDs: 31%

Total number of NCD deaths: 3 000

Probability of premature mortality from NCDs: 23%

1	National NCD targets and indicators	no data
2	Mortality data	○
3	Risk factor surveys	no data
4	National integrated NCD policy/strategy/action plan	no data
5	Tobacco demand-reduction measures:	
	a. taxation	○
	b. smoke-free policies	○
	c. health warnings	○
	d. advertising bans	○
6	Harmful use of alcohol reduction measures:	
	a. availability regulations	◐
	b. advertising and promotion bans	◐
	c. pricing policies	●
7	Unhealthy diet reduction measures:	
	a. salt/sodium policies	no data
	b. saturated fatty acids and trans-fats policies	no data
	c. marketing to children restrictions	no data
	d. marketing of breast-milk substitutes restrictions	no data
8	Public awareness on diet and/or physical activity	no data
9	Guidelines for the management of major NCDs	no data
10	Drug therapy/counselling for high risk persons	no data

○ = not achieved ◐ = partially achieved ● = fully achieved — = documentation not available

World Health Organization - NCD Progress Monitor, 2015.

Eritrea

Total population: 6 131 000

Income group: Low

Percentage of deaths from NCDs: 37%

Total number of NCD deaths: 15 000

Probability of premature mortality from NCDs: 24%

1	National NCD targets and indicators	-
2	Mortality data	○
3	Risk factor surveys	●
4	National integrated NCD policy/strategy/action plan*	●
5	Tobacco demand-reduction measures:	
	a. taxation	○
	b. smoke-free policies	○
	c. health warnings	◐
	d. advertising bans	●
6	Harmful use of alcohol reduction measures:	
	a. availability regulations	◐
	b. advertising and promotion bans	◐
	c. pricing policies	◐
7	Unhealthy diet reduction measures:	
	a. salt/sodium policies	○
	b. saturated fatty acids and trans-fats policies	○
	c. marketing to children restrictions	-
	d. marketing of breast-milk substitutes restrictions	-
8	Public awareness on diet and/or physical activity	●
9	Guidelines for the management of major NCDs	-
10	Drug therapy/counselling for high risk persons	○

○ = not achieved ◐ = partially achieved ● = fully achieved - = documentation not available

* = data not validated

World Health Organization - NCD Progress Monitor, 2015.

Estonia

Total population: 1 291 000

Income group: High

Percentage of deaths from NCDs: 92%

Total number of NCD deaths: 14 000

Probability of premature mortality from NCDs: 18%

1	National NCD targets and indicators	◐
2	Mortality data	●
3	Risk factor surveys	●
4	National integrated NCD policy/strategy/action plan	◐
5	Tobacco demand-reduction measures:	
	a. taxation	◐
	b. smoke-free policies	○
	c. health warnings	◐
	d. advertising bans	◐
6	Harmful use of alcohol reduction measures:	
	a. availability regulations	◐
	b. advertising and promotion bans	◐
	c. pricing policies	◐
7	Unhealthy diet reduction measures:	
	a. salt/sodium policies	○
	b. saturated fatty acids and trans-fats policies	○
	c. marketing to children restrictions	○
	d. marketing of breast-milk substitutes restrictions	○
8	Public awareness on diet and/or physical activity	●
9	Guidelines for the management of major NCDs	●
10	Drug therapy/counselling for high risk persons	○

○ = not achieved ◐ = partially achieved ● = fully achieved — = documentation not available

World Health Organization - NCD Progress Monitor, 2015.

Ethiopia

Total population: 91 729 000

Income group: Low

Percentage of deaths from NCDs: 30%

Total number of NCD deaths: 210 000

Probability of premature mortality from NCDs: 15%

1	National NCD targets and indicators	-
2	Mortality data	○
3	Risk factor surveys	●
4	National integrated NCD policy/strategy/action plan	○
5	Tobacco demand-reduction measures:	
	a. taxation	○
	b. smoke-free policies	○
	c. health warnings	◐
	d. advertising bans	◐
6	Harmful use of alcohol reduction measures:	
	a. availability regulations	◐
	b. advertising and promotion bans	○
	c. pricing policies	◐
7	Unhealthy diet reduction measures:	
	a. salt/sodium policies	○
	b. saturated fatty acids and trans-fats policies	○
	c. marketing to children restrictions	○
	d. marketing of breast-milk substitutes restrictions	-
8	Public awareness on diet and/or physical activity	DK
9	Guidelines for the management of major NCDs	○
10	Drug therapy/counselling for high risk persons	DK

○ = not achieved ◐ = partially achieved ● = fully achieved - = documentation not available

DK = don't know

World Health Organization - NCD Progress Monitor, 2015.

Fiji

Total population: 875 000

Income group: Upper middle

Percentage of deaths from NCDs: 80%

Total number of NCD deaths: 5 000

Probability of premature mortality from NCDs: 31%

1	National NCD targets and indicators	●
2	Mortality data	◐
3	Risk factor surveys	●
4	National integrated NCD policy/strategy/action plan	◐
5	Tobacco demand-reduction measures:	
	a. taxation	○
	b. smoke-free policies	◐
	c. health warnings	●
	d. advertising bans	◐
6	Harmful use of alcohol reduction measures:	
	a. availability regulations	◐
	b. advertising and promotion bans	○
	c. pricing policies	◐
7	Unhealthy diet reduction measures:	
	a. salt/sodium policies	●
	b. saturated fatty acids and trans-fats policies	○
	c. marketing to children restrictions	●
	d. marketing of breast-milk substitutes restrictions	●
8	Public awareness on diet and/or physical activity	●
9	Guidelines for the management of major NCDs	◐
10	Drug therapy/counselling for high risk persons	○

○ = not achieved ◐ = partially achieved ● = fully achieved — = documentation not available

World Health Organization - NCD Progress Monitor, 2015.

Finland

Total population: 5 408 000

Income group: High

Percentage of deaths from NCDs: 92%

Total number of NCD deaths: 47 000

Probability of premature mortality from NCDs: 11%

1	National NCD targets and indicators	◐
2	Mortality data	●
3	Risk factor surveys	●
4	National integrated NCD policy/strategy/action plan	●
5	Tobacco demand-reduction measures:	
	a. taxation	◐
	b. smoke-free policies	○
	c. health warnings	◐
	d. advertising bans	◐
6	Harmful use of alcohol reduction measures:	
	a. availability regulations	◐
	b. advertising and promotion bans	●
	c. pricing policies	◐
7	Unhealthy diet reduction measures:	
	a. salt/sodium policies	●
	b. saturated fatty acids and trans-fats policies	●
	c. marketing to children restrictions	-
	d. marketing of breast-milk substitutes restrictions	-
8	Public awareness on diet and/or physical activity	-
9	Guidelines for the management of major NCDs	●
10	Drug therapy/counselling for high risk persons	●

○ = not achieved ◐ = partially achieved ● = fully achieved - = documentation not available

World Health Organization - NCD Progress Monitor, 2015.

France

Total population: 63 937 000

Income group: High

Percentage of deaths from NCDs: 87%

Total number of NCD deaths: 483 000

Probability of premature mortality from NCDs: 11%

1	National NCD targets and indicators	○
2	Mortality data	●
3	Risk factor surveys	◐
4	National integrated NCD policy/strategy/action plan	●
5	Tobacco demand-reduction measures:	
	a. taxation	◐
	b. smoke-free policies	◐
	c. health warnings	◐
	d. advertising bans	◐
6	Harmful use of alcohol reduction measures:	
	a. availability regulations	◐
	b. advertising and promotion bans	●
	c. pricing policies	●
7	Unhealthy diet reduction measures:	
	a. salt/sodium policies	●
	b. saturated fatty acids and trans-fats policies	●
	c. marketing to children restrictions	●
	d. marketing of breast-milk substitutes restrictions	●
8	Public awareness on diet and/or physical activity	●
9	Guidelines for the management of major NCDs	no data
10	Drug therapy/counselling for high risk persons	no data

○ = not achieved ◐ = partially achieved ● = fully achieved — = documentation not available

World Health Organization - NCD Progress Monitor, 2015.

Gabon

Total population: 1 633 000

Income group: Upper middle

Percentage of deaths from NCDs: 36%

Total number of NCD deaths: 5 000

Probability of premature mortality from NCDs: 15%

1	National NCD targets and indicators	no data
2	Mortality data	○
3	Risk factor surveys	no data
4	National integrated NCD policy/strategy/action plan	no data
5	Tobacco demand-reduction measures:	
	a. taxation	○
	b. smoke-free policies	◐
	c. health warnings	◐
	d. advertising bans	◐
6	Harmful use of alcohol reduction measures:	
	a. availability regulations	◐
	b. advertising and promotion bans	○
	c. pricing policies	◐
7	Unhealthy diet reduction measures:	
	a. salt/sodium policies	no data
	b. saturated fatty acids and trans-fats policies	no data
	c. marketing to children restrictions	no data
	d. marketing of breast-milk substitutes restrictions	no data
8	Public awareness on diet and/or physical activity	no data
9	Guidelines for the management of major NCDs	no data
10	Drug therapy/counselling for high risk persons	no data

○ = not achieved ◐ = partially achieved ● = fully achieved — = documentation not available

World Health Organization - NCD Progress Monitor, 2015.

Gambia

Total population: 1 791 000

Income group: Low

Percentage of deaths from NCDs: 32%

Total number of NCD deaths: 5 000

Probability of premature mortality from NCDs: 19%

1	National NCD targets and indicators	-
2	Mortality data	○
3	Risk factor surveys	◐
4	National integrated NCD policy/strategy/action plan	○
5	Tobacco demand-reduction measures:	
	a. taxation	○
	b. smoke-free policies	○
	c. health warnings	◐
	d. advertising bans	◐
6	Harmful use of alcohol reduction measures:	
	a. availability regulations	◐
	b. advertising and promotion bans	○
	c. pricing policies	●
7	Unhealthy diet reduction measures:	
	a. salt/sodium policies	○
	b. saturated fatty acids and trans-fats policies	DK
	c. marketing to children restrictions	○
	d. marketing of breast-milk substitutes restrictions	-
8	Public awareness on diet and/or physical activity	●
9	Guidelines for the management of major NCDs	○
10	Drug therapy/counselling for high risk persons	○

○ = not achieved ◐ = partially achieved ● = fully achieved - = documentation not available

DK = don't know

World Health Organization - NCD Progress Monitor, 2015.

Georgia

Total population: 4 358 000

Income group: Lower middle

Percentage of deaths from NCDs: 93%

Total number of NCD deaths: 47 000

Probability of premature mortality from NCDs: 22%

1	National NCD targets and indicators	○
2	Mortality data	◐
3	Risk factor surveys	◐
4	National integrated NCD policy/strategy/action plan	○
5	Tobacco demand-reduction measures:	
	a. taxation	○
	b. smoke-free policies	◐
	c. health warnings	◐
	d. advertising bans	○
6	Harmful use of alcohol reduction measures:	
	a. availability regulations	◐
	b. advertising and promotion bans	◐
	c. pricing policies	◐
7	Unhealthy diet reduction measures:	
	a. salt/sodium policies	○
	b. saturated fatty acids and trans-fats policies	○
	c. marketing to children restrictions	○
	d. marketing of breast-milk substitutes restrictions	○
8	Public awareness on diet and/or physical activity	○
9	Guidelines for the management of major NCDs	●
10	Drug therapy/counselling for high risk persons	○

○ = not achieved ◐ = partially achieved ● = fully achieved — = documentation not available

World Health Organization - NCD Progress Monitor, 2015.

Germany

Total population: 82 800 000

Income group: High

Percentage of deaths from NCDs: 91%

Total number of NCD deaths: 791 000

Probability of premature mortality from NCDs: 12%

1	National NCD targets and indicators	◐
2	Mortality data	●
3	Risk factor surveys	●
4	National integrated NCD policy/strategy/action plan	○
5	Tobacco demand-reduction measures:	
	a. taxation	◐
	b. smoke-free policies	○
	c. health warnings	◐
	d. advertising bans	◐
6	Harmful use of alcohol reduction measures:	
	a. availability regulations	◐
	b. advertising and promotion bans	◐
	c. pricing policies	◐
7	Unhealthy diet reduction measures:	
	a. salt/sodium policies	○
	b. saturated fatty acids and trans-fats policies	●
	c. marketing to children restrictions	●
	d. marketing of breast-milk substitutes restrictions	●
8	Public awareness on diet and/or physical activity	●
9	Guidelines for the management of major NCDs	●
10	Drug therapy/counselling for high risk persons	●

○ = not achieved ◐ = partially achieved ● = fully achieved — = documentation not available

World Health Organization - NCD Progress Monitor, 2015.

Ghana

Total population: 25 366 000

Income group: Lower middle

Percentage of deaths from NCDs: 42%

Total number of NCD deaths: 87 000

Probability of premature mortality from NCDs: 20%

1	National NCD targets and indicators	-
2	Mortality data	○
3	Risk factor surveys	◐
4	National integrated NCD policy/strategy/action plan*	●
5	Tobacco demand-reduction measures:	
	a. taxation	○
	b. smoke-free policies	○
	c. health warnings	◐
	d. advertising bans	●
6	Harmful use of alcohol reduction measures:	
	a. availability regulations	◐
	b. advertising and promotion bans	○
	c. pricing policies	◐
7	Unhealthy diet reduction measures:	
	a. salt/sodium policies	○
	b. saturated fatty acids and trans-fats policies	DK
	c. marketing to children restrictions	DK
	d. marketing of breast-milk substitutes restrictions	DK
8	Public awareness on diet and/or physical activity	●
9	Guidelines for the management of major NCDs	○
10	Drug therapy/counselling for high risk persons	no data

○ = not achieved ◐ = partially achieved ● = fully achieved - = documentation not available

DK = don't know; * = data not validated

World Health Organization - NCD Progress Monitor, 2015.

Greece

Total population: 11 125 000

Income group: High

Percentage of deaths from NCDs: 91%

Total number of NCD deaths: 101 000

Probability of premature mortality from NCDs: 13%

1	National NCD targets and indicators	○
2	Mortality data	●
3	Risk factor surveys	●
4	National integrated NCD policy/strategy/action plan	○
5	Tobacco demand-reduction measures:	
	a. taxation	●
	b. smoke-free policies	●
	c. health warnings	●
	d. advertising bans	●
6	Harmful use of alcohol reduction measures:	
	a. availability regulations	●
	b. advertising and promotion bans	○
	c. pricing policies	○
7	Unhealthy diet reduction measures:	
	a. salt/sodium policies	●
	b. saturated fatty acids and trans-fats policies	●
	c. marketing to children restrictions	○
	d. marketing of breast-milk substitutes restrictions	●
8	Public awareness on diet and/or physical activity	●
9	Guidelines for the management of major NCDs	○
10	Drug therapy/counselling for high risk persons	DK

○ = not achieved ● = partially achieved ● = fully achieved — = documentation not available

DK = don't know

World Health Organization - NCD Progress Monitor, 2015.

Grenada

Total population: 105 000

Income group: Upper middle

Percentage of deaths from NCDs †

Total number of NCD deaths †

Probability of premature mortality from NCDs †

1	National NCD targets and indicators	○
2	Mortality data	●
3	Risk factor surveys	◐
4	National integrated NCD policy/strategy/action plan	○
5	Tobacco demand-reduction measures:	
	a. taxation	○
	b. smoke-free policies	○
	c. health warnings	○
	d. advertising bans	○
6	Harmful use of alcohol reduction measures:	
	a. availability regulations	◐
	b. advertising and promotion bans	○
	c. pricing policies	◐
7	Unhealthy diet reduction measures:	
	a. salt/sodium policies	○
	b. saturated fatty acids and trans-fats policies	○
	c. marketing to children restrictions	○
	d. marketing of breast-milk substitutes restrictions	○
8	Public awareness on diet and/or physical activity	●
9	Guidelines for the management of major NCDs	◐
10	Drug therapy/counselling for high risk persons	○

○ = not achieved ◐ = partially achieved ● = fully achieved — = documentation not available

† = see Explanatory Notes

World Health Organization - NCD Progress Monitor, 2015.

Guatemala

Total population: 15 083 000

Income group: Lower middle

Percentage of deaths from NCDs: 47%

Total number of NCD deaths: 38 000

Probability of premature mortality from NCDs: 14%

1	National NCD targets and indicators	●
2	Mortality data	◐
3	Risk factor surveys	◐
4	National integrated NCD policy/strategy/action plan	●
5	Tobacco demand-reduction measures:	
	a. taxation	○
	b. smoke-free policies	●
	c. health warnings	○
	d. advertising bans	○
6	Harmful use of alcohol reduction measures:	
	a. availability regulations	◐
	b. advertising and promotion bans	○
	c. pricing policies	○
7	Unhealthy diet reduction measures:	
	a. salt/sodium policies	○
	b. saturated fatty acids and trans-fats policies	○
	c. marketing to children restrictions	○
	d. marketing of breast-milk substitutes restrictions	●
8	Public awareness on diet and/or physical activity	○
9	Guidelines for the management of major NCDs	●
10	Drug therapy/counselling for high risk persons	○

○ = not achieved ◐ = partially achieved ● = fully achieved — = documentation not available

World Health Organization - NCD Progress Monitor, 2015.

Guinea

Total population: 11 451 000

Income group: Low

Percentage of deaths from NCDs: 31%

Total number of NCD deaths: 37 000

Probability of premature mortality from NCDs: 21%

1	National NCD targets and indicators	○
2	Mortality data	○
3	Risk factor surveys	◐
4	National integrated NCD policy/strategy/action plan*	●
5	Tobacco demand-reduction measures:	
	a. taxation	no data
	b. smoke-free policies	◐
	c. health warnings	◐
	d. advertising bans	●
6	Harmful use of alcohol reduction measures:	
	a. availability regulations	◐
	b. advertising and promotion bans	◐
	c. pricing policies	◐
7	Unhealthy diet reduction measures:	
	a. salt/sodium policies	○
	b. saturated fatty acids and trans-fats policies	○
	c. marketing to children restrictions	○
	d. marketing of breast-milk substitutes restrictions	DK
8	Public awareness on diet and/or physical activity	○
9	Guidelines for the management of major NCDs	○
10	Drug therapy/counselling for high risk persons	○

○ = not achieved ◐ = partially achieved ● = fully achieved — = documentation not available

DK = don't know; * = data not validated

World Health Organization - NCD Progress Monitor, 2015.

Guinea-Bissau

Total population: 1 664 000

Income group: Low

Percentage of deaths from NCDs: 28%

Total number of NCD deaths: 6 000

Probability of premature mortality from NCDs: 22%

1	National NCD targets and indicators	no data
2	Mortality data	○
3	Risk factor surveys	no data
4	National integrated NCD policy/strategy/action plan	no data
5	Tobacco demand-reduction measures:	
	a. taxation	○
	b. smoke-free policies	○
	c. health warnings	○
	d. advertising bans	○
6	Harmful use of alcohol reduction measures:	
	a. availability regulations	◐
	b. advertising and promotion bans	○
	c. pricing policies	◐
7	Unhealthy diet reduction measures:	
	a. salt/sodium policies	no data
	b. saturated fatty acids and trans-fats policies	no data
	c. marketing to children restrictions	no data
	d. marketing of breast-milk substitutes restrictions	no data
8	Public awareness on diet and/or physical activity	no data
9	Guidelines for the management of major NCDs	no data
10	Drug therapy/counselling for high risk persons	no data

○ = not achieved ◐ = partially achieved ● = fully achieved — = documentation not available

World Health Organization - NCD Progress Monitor, 2015.

Guyana

Total population: 795 000

Income group: Lower middle

Percentage of deaths from NCDs: 67%

Total number of NCD deaths: 4 000

Probability of premature mortality from NCDs: 37%

1	National NCD targets and indicators	○
2	Mortality data	●
3	Risk factor surveys	○
4	National integrated NCD policy/strategy/action plan	●
5	Tobacco demand-reduction measures:	
	a. taxation	○
	b. smoke-free policies	●
	c. health warnings	○
	d. advertising bans	○
6	Harmful use of alcohol reduction measures:	
	a. availability regulations	●
	b. advertising and promotion bans	●
	c. pricing policies	●
7	Unhealthy diet reduction measures:	
	a. salt/sodium policies	○
	b. saturated fatty acids and trans-fats policies	○
	c. marketing to children restrictions	○
	d. marketing of breast-milk substitutes restrictions	●
8	Public awareness on diet and/or physical activity	●
9	Guidelines for the management of major NCDs	○
10	Drug therapy/counselling for high risk persons	○

○ = not achieved ● = partially achieved ● = fully achieved — = documentation not available

World Health Organization - NCD Progress Monitor, 2015.

Haiti

Total population: 10 174 000

Income group: Low

Percentage of deaths from NCDs: 48%

Total number of NCD deaths: 43 000

Probability of premature mortality from NCDs: 24%

1	National NCD targets and indicators	○
2	Mortality data	○
3	Risk factor surveys	○
4	National integrated NCD policy/strategy/action plan	○
5	Tobacco demand-reduction measures:	
	a. taxation	no data
	b. smoke-free policies	○
	c. health warnings	○
	d. advertising bans	○
6	Harmful use of alcohol reduction measures:	
	a. availability regulations	no data
	b. advertising and promotion bans	no data
	c. pricing policies	no data
7	Unhealthy diet reduction measures:	
	a. salt/sodium policies	○
	b. saturated fatty acids and trans-fats policies	○
	c. marketing to children restrictions	○
	d. marketing of breast-milk substitutes restrictions	○
8	Public awareness on diet and/or physical activity	○
9	Guidelines for the management of major NCDs	○
10	Drug therapy/counselling for high risk persons	DK

○ = not achieved ◐ = partially achieved ● = fully achieved — = documentation not available

DK = don't know

World Health Organization - NCD Progress Monitor, 2015.

Honduras

Total population: 7 936 000

Income group: Lower middle

Percentage of deaths from NCDs: 61%

Total number of NCD deaths: 22 000

Probability of premature mortality from NCDs: 16%

1	National NCD targets and indicators	○
2	Mortality data	◐
3	Risk factor surveys	◐
4	National integrated NCD policy/strategy/action plan	○
5	Tobacco demand-reduction measures:	
	a. taxation	○
	b. smoke-free policies	●
	c. health warnings	◐
	d. advertising bans	◐
6	Harmful use of alcohol reduction measures:	
	a. availability regulations	◐
	b. advertising and promotion bans	○
	c. pricing policies	●
7	Unhealthy diet reduction measures:	
	a. salt/sodium policies	○
	b. saturated fatty acids and trans-fats policies	○
	c. marketing to children restrictions	○
	d. marketing of breast-milk substitutes restrictions	●
8	Public awareness on diet and/or physical activity	●
9	Guidelines for the management of major NCDs	○
10	Drug therapy/counselling for high risk persons	○

○ = not achieved ◐ = partially achieved ● = fully achieved — = documentation not available

World Health Organization - NCD Progress Monitor, 2015.

Hungary

Total population: 9 976 000

Income group: Upper middle

Percentage of deaths from NCDs: 93%

Total number of NCD deaths: 120 000

Probability of premature mortality from NCDs: 24%

1	National NCD targets and indicators	●
2	Mortality data	●
3	Risk factor surveys	◐
4	National integrated NCD policy/strategy/action plan	●
5	Tobacco demand-reduction measures:	
	a. taxation	◐
	b. smoke-free policies	◐
	c. health warnings	◐
	d. advertising bans	◐
6	Harmful use of alcohol reduction measures:	
	a. availability regulations	◐
	b. advertising and promotion bans	●
	c. pricing policies	○
7	Unhealthy diet reduction measures:	
	a. salt/sodium policies	●
	b. saturated fatty acids and trans-fats policies	●
	c. marketing to children restrictions	-
	d. marketing of breast-milk substitutes restrictions	-
8	Public awareness on diet and/or physical activity	●
9	Guidelines for the management of major NCDs	○
10	Drug therapy/counselling for high risk persons	●

○ = not achieved ◐ = partially achieved ● = fully achieved - = documentation not available

World Health Organization - NCD Progress Monitor, 2015.

Iceland

Total population: 326 000

Income group: High

Percentage of deaths from NCDs: 90%

Total number of NCD deaths: 2 000

Probability of premature mortality from NCDs: 10%

1	National NCD targets and indicators	○
2	Mortality data	●
3	Risk factor surveys	●
4	National integrated NCD policy/strategy/action plan	○
5	Tobacco demand-reduction measures:	
	a. taxation	○
	b. smoke-free policies	○
	c. health warnings	◐
	d. advertising bans	◐
6	Harmful use of alcohol reduction measures:	
	a. availability regulations	◐
	b. advertising and promotion bans	◐
	c. pricing policies	●
7	Unhealthy diet reduction measures:	
	a. salt/sodium policies	○
	b. saturated fatty acids and trans-fats policies	●
	c. marketing to children restrictions	●
	d. marketing of breast-milk substitutes restrictions	●
8	Public awareness on diet and/or physical activity	●
9	Guidelines for the management of major NCDs	◐
10	Drug therapy/counselling for high risk persons	DK

○ = not achieved ◐ = partially achieved ● = fully achieved — = documentation not available

DK = don't know

World Health Organization - NCD Progress Monitor, 2015.

India

Total population: 1 240 000 000

Income group: Lower middle

Percentage of deaths from NCDs: 60%

Total number of NCD deaths: 5 869 000

Probability of premature mortality from NCDs: 26%

1	National NCD targets and indicators	●
2	Mortality data	◐
3	Risk factor surveys	◐
4	National integrated NCD policy/strategy/action plan*	●
5	Tobacco demand-reduction measures:	
	a. taxation	◐
	b. smoke-free policies	◐
	c. health warnings	◐
	d. advertising bans	◐
6	Harmful use of alcohol reduction measures:	
	a. availability regulations	◐
	b. advertising and promotion bans	◐
	c. pricing policies	◐
7	Unhealthy diet reduction measures:	
	a. salt/sodium policies	●
	b. saturated fatty acids and trans-fats policies*	●
	c. marketing to children restrictions	●
	d. marketing of breast-milk substitutes restrictions	●
8	Public awareness on diet and/or physical activity	●
9	Guidelines for the management of major NCDs	●
10	Drug therapy/counselling for high risk persons	◐

◐ = not achieved ◐ = partially achieved ● = fully achieved — = documentation not available

* = data not validated

World Health Organization - NCD Progress Monitor, 2015.

Indonesia

Total population: 247 000 000

Income group: Lower middle

Percentage of deaths from NCDs: 71%

Total number of NCD deaths: 1 106 000

Probability of premature mortality from NCDs: 23%

1	National NCD targets and indicators	●
2	Mortality data	○
3	Risk factor surveys	●
4	National integrated NCD policy/strategy/action plan	○
5	Tobacco demand-reduction measures:	
	a. taxation	○
	b. smoke-free policies	●
	c. health warnings	●
	d. advertising bans	○
6	Harmful use of alcohol reduction measures:	
	a. availability regulations	●
	b. advertising and promotion bans	●
	c. pricing policies	●
7	Unhealthy diet reduction measures:	
	a. salt/sodium policies	○
	b. saturated fatty acids and trans-fats policies	DK
	c. marketing to children restrictions	○
	d. marketing of breast-milk substitutes restrictions	●
8	Public awareness on diet and/or physical activity	●
9	Guidelines for the management of major NCDs	●
10	Drug therapy/counselling for high risk persons	○

○ = not achieved ● = partially achieved ● = fully achieved — = documentation not available

DK = don't know

World Health Organization - NCD Progress Monitor, 2015.

Iran (Islamic Republic of)

Total population: 76 424 000

Income group: Upper middle

Percentage of deaths from NCDs: 76%

Total number of NCD deaths: 302 000

Probability of premature mortality from NCDs: 17%

1	National NCD targets and indicators	●
2	Mortality data	◐
3	Risk factor surveys	◐
4	National integrated NCD policy/strategy/action plan	○
5	Tobacco demand-reduction measures:	
	a. taxation	○
	b. smoke-free policies	●
	c. health warnings	●
	d. advertising bans	●
6	Harmful use of alcohol reduction measures:	
	a. availability regulations	●
	b. advertising and promotion bans	●
	c. pricing policies	●
7	Unhealthy diet reduction measures:	
	a. salt/sodium policies	●
	b. saturated fatty acids and trans-fats policies	●
	c. marketing to children restrictions	●
	d. marketing of breast-milk substitutes restrictions	●
8	Public awareness on diet and/or physical activity	●
9	Guidelines for the management of major NCDs	-
10	Drug therapy/counselling for high risk persons	○

○ = not achieved ◐ = partially achieved ● = fully achieved - = documentation not available

World Health Organization - NCD Progress Monitor, 2015.

Iraq

Total population: 32 778 000

Income group: Upper middle

Percentage of deaths from NCDs: 62%

Total number of NCD deaths: 103 000

Probability of premature mortality from NCDs: 24%

1	National NCD targets and indicators	●
2	Mortality data	◐
3	Risk factor surveys	◐
4	National integrated NCD policy/strategy/action plan	◐
5	Tobacco demand-reduction measures:	
	a. taxation	○
	b. smoke-free policies	◐
	c. health warnings	◐
	d. advertising bans	◐
6	Harmful use of alcohol reduction measures:	
	a. availability regulations	◐
	b. advertising and promotion bans	◐
	c. pricing policies	○
7	Unhealthy diet reduction measures:	
	a. salt/sodium policies	○
	b. saturated fatty acids and trans-fats policies	DK
	c. marketing to children restrictions	○
	d. marketing of breast-milk substitutes restrictions	DK
8	Public awareness on diet and/or physical activity	●
9	Guidelines for the management of major NCDs	◐
10	Drug therapy/counselling for high risk persons	○

○ = not achieved ◐ = partially achieved ● = fully achieved — = documentation not available

DK = don't know

World Health Organization - NCD Progress Monitor, 2015.

Ireland

Total population: 4 576 000

Income group: High

Percentage of deaths from NCDs: 88%

Total number of NCD deaths: 24 000

Probability of premature mortality from NCDs: 11%

1	National NCD targets and indicators	○
2	Mortality data	●
3	Risk factor surveys	◐
4	National integrated NCD policy/strategy/action plan	○
5	Tobacco demand-reduction measures:	
	a. taxation	◐
	b. smoke-free policies	●
	c. health warnings	◐
	d. advertising bans	◐
6	Harmful use of alcohol reduction measures:	
	a. availability regulations	●
	b. advertising and promotion bans	◐
	c. pricing policies	◐
7	Unhealthy diet reduction measures:	
	a. salt/sodium policies	●
	b. saturated fatty acids and trans-fats policies	●
	c. marketing to children restrictions	●
	d. marketing of breast-milk substitutes restrictions	○
8	Public awareness on diet and/or physical activity	●
9	Guidelines for the management of major NCDs	●
10	Drug therapy/counselling for high risk persons	DK

○ = not achieved ◐ = partially achieved ● = fully achieved — = documentation not available

DK = don't know

World Health Organization - NCD Progress Monitor, 2015.

Israel

Total population: 7 644 000

Income group: High

Percentage of deaths from NCDs: 86%

Total number of NCD deaths: 35 000

Probability of premature mortality from NCDs: 9%

1	National NCD targets and indicators	○
2	Mortality data	●
3	Risk factor surveys	●
4	National integrated NCD policy/strategy/action plan	○
5	Tobacco demand-reduction measures:	
	a. taxation	◐
	b. smoke-free policies	○
	c. health warnings	◐
	d. advertising bans	○
6	Harmful use of alcohol reduction measures:	
	a. availability regulations	◐
	b. advertising and promotion bans	●
	c. pricing policies	●
7	Unhealthy diet reduction measures:	
	a. salt/sodium policies	●
	b. saturated fatty acids and trans-fats policies	●
	c. marketing to children restrictions	●
	d. marketing of breast-milk substitutes restrictions	●
8	Public awareness on diet and/or physical activity	●
9	Guidelines for the management of major NCDs	◐
10	Drug therapy/counselling for high risk persons	DK

○ = not achieved ◐ = partially achieved ● = fully achieved — = documentation not available

DK = don't know

World Health Organization - NCD Progress Monitor, 2015.

Italy

Total population: 60 885 000

Income group: High

Percentage of deaths from NCDs: 92%

Total number of NCD deaths: 528 000

Probability of premature mortality from NCDs: 10%

1	National NCD targets and indicators	◐
2	Mortality data	●
3	Risk factor surveys	●
4	National integrated NCD policy/strategy/action plan	●
5	Tobacco demand-reduction measures:	
	a. taxation	◐
	b. smoke-free policies	◐
	c. health warnings	◐
	d. advertising bans	◐
6	Harmful use of alcohol reduction measures:	
	a. availability regulations	◐
	b. advertising and promotion bans	●
	c. pricing policies	○
7	Unhealthy diet reduction measures:	
	a. salt/sodium policies	●
	b. saturated fatty acids and trans-fats policies	DK
	c. marketing to children restrictions	●
	d. marketing of breast-milk substitutes restrictions	DK
8	Public awareness on diet and/or physical activity	●
9	Guidelines for the management of major NCDs	◐
10	Drug therapy/counselling for high risk persons	DK

○ = not achieved ◐ = partially achieved ● = fully achieved — = documentation not available

DK = don't know

World Health Organization - NCD Progress Monitor, 2015.

Jamaica

Total population: 2 769 000

Income group: Upper middle

Percentage of deaths from NCDs: 79%

Total number of NCD deaths: 15 000

Probability of premature mortality from NCDs: 17%

1	National NCD targets and indicators	●
2	Mortality data	◐
3	Risk factor surveys	◐
4	National integrated NCD policy/strategy/action plan	●
5	Tobacco demand-reduction measures:	
	a. taxation	○
	b. smoke-free policies	●
	c. health warnings	●
	d. advertising bans	○
6	Harmful use of alcohol reduction measures:	
	a. availability regulations	◐
	b. advertising and promotion bans	○
	c. pricing policies	◐
7	Unhealthy diet reduction measures:	
	a. salt/sodium policies	●
	b. saturated fatty acids and trans-fats policies	●
	c. marketing to children restrictions*	●
	d. marketing of breast-milk substitutes restrictions	○
8	Public awareness on diet and/or physical activity	●
9	Guidelines for the management of major NCDs	●
10	Drug therapy/counselling for high risk persons	○

○ = not achieved ◐ = partially achieved ● = fully achieved — = documentation not available

* = data not validated

World Health Organization - NCD Progress Monitor, 2015.

Japan

Total population: 127 000 000

Income group: High

Percentage of deaths from NCDs: 79%

Total number of NCD deaths: 948 000

Probability of premature mortality from NCDs: 9%

1	National NCD targets and indicators	●
2	Mortality data	●
3	Risk factor surveys	●
4	National integrated NCD policy/strategy/action plan	●
5	Tobacco demand-reduction measures:	
	a. taxation	◐
	b. smoke-free policies	○
	c. health warnings	◐
	d. advertising bans	○
6	Harmful use of alcohol reduction measures:	
	a. availability regulations	◐
	b. advertising and promotion bans	○
	c. pricing policies	◐
7	Unhealthy diet reduction measures:	
	a. salt/sodium policies	-
	b. saturated fatty acids and trans-fats policies	-
	c. marketing to children restrictions	○
	d. marketing of breast-milk substitutes restrictions	○
8	Public awareness on diet and/or physical activity	●
9	Guidelines for the management of major NCDs	-
10	Drug therapy/counselling for high risk persons	DK

○ = not achieved ◐ = partially achieved ● = fully achieved - = documentation not available

DK = don't know

World Health Organization - NCD Progress Monitor, 2015.

Jordan

Total population: 7 009 000

Income group: Upper middle

Percentage of deaths from NCDs: 76%

Total number of NCD deaths: 20 000

Probability of premature mortality from NCDs: 20%

1	National NCD targets and indicators*	○
2	Mortality data	◐
3	Risk factor surveys	●
4	National integrated NCD policy/strategy/action plan	◐
5	Tobacco demand-reduction measures:	
	a. taxation	◐
	b. smoke-free policies	◐
	c. health warnings	◐
	d. advertising bans	◐
6	Harmful use of alcohol reduction measures:	
	a. availability regulations	◐
	b. advertising and promotion bans	◐
	c. pricing policies	◐
7	Unhealthy diet reduction measures:	
	a. salt/sodium policies	-
	b. saturated fatty acids and trans-fats policies	○
	c. marketing to children restrictions	○
	d. marketing of breast-milk substitutes restrictions	●
8	Public awareness on diet and/or physical activity	●
9	Guidelines for the management of major NCDs	◐
10	Drug therapy/counselling for high risk persons	◐

○ = not achieved ◐ = partially achieved ● = fully achieved - = documentation not available

* = data not validated

World Health Organization - NCD Progress Monitor, 2015.

Kazakhstan

Total population: 16 271 000

Income group: Upper middle

Percentage of deaths from NCDs: 84%

Total number of NCD deaths: 132 000

Probability of premature mortality from NCDs: 34%

1	National NCD targets and indicators	ⓘ
2	Mortality data	●
3	Risk factor surveys	ⓘ
4	National integrated NCD policy/strategy/action plan	●
5	Tobacco demand-reduction measures:	
	a. taxation	○
	b. smoke-free policies	ⓘ
	c. health warnings	ⓘ
	d. advertising bans	ⓘ
6	Harmful use of alcohol reduction measures:	
	a. availability regulations	ⓘ
	b. advertising and promotion bans	ⓘ
	c. pricing policies	ⓘ
7	Unhealthy diet reduction measures:	
	a. salt/sodium policies	●
	b. saturated fatty acids and trans-fats policies	○
	c. marketing to children restrictions	○
	d. marketing of breast-milk substitutes restrictions	○
8	Public awareness on diet and/or physical activity	●
9	Guidelines for the management of major NCDs	●
10	Drug therapy/counselling for high risk persons	ⓘ

○ = not achieved ⓘ = partially achieved ● = fully achieved — = documentation not available

World Health Organization - NCD Progress Monitor, 2015.

Kenya

Total population: 43 178 000

Income group: Low

Percentage of deaths from NCDs: 27%

Total number of NCD deaths: 98 000

Probability of premature mortality from NCDs: 18%

1	National NCD targets and indicators	●
2	Mortality data	○
3	Risk factor surveys	◐
4	National integrated NCD policy/strategy/action plan*	●
5	Tobacco demand-reduction measures:	
	a. taxation	○
	b. smoke-free policies	○
	c. health warnings	◐
	d. advertising bans	●
6	Harmful use of alcohol reduction measures:	
	a. availability regulations	◐
	b. advertising and promotion bans	◐
	c. pricing policies	◐
7	Unhealthy diet reduction measures:	
	a. salt/sodium policies	○
	b. saturated fatty acids and trans-fats policies	○
	c. marketing to children restrictions	○
	d. marketing of breast-milk substitutes restrictions	-
8	Public awareness on diet and/or physical activity	●
9	Guidelines for the management of major NCDs	●
10	Drug therapy/counselling for high risk persons	○

○ = not achieved ◐ = partially achieved ● = fully achieved - = documentation not available

* = data not validated

World Health Organization - NCD Progress Monitor, 2015.

Kiribati

Total population: 101 000

Income group: Lower middle

Percentage of deaths from NCDs †

Total number of NCD deaths †

Probability of premature mortality from NCDs †

1	National NCD targets and indicators	●
2	Mortality data	●
3	Risk factor surveys	○
4	National integrated NCD policy/strategy/action plan	●
5	Tobacco demand-reduction measures:	
	a. taxation	●
	b. smoke-free policies	●
	c. health warnings	●
	d. advertising bans	●
6	Harmful use of alcohol reduction measures:	
	a. availability regulations	●
	b. advertising and promotion bans	○
	c. pricing policies	○
7	Unhealthy diet reduction measures:	
	a. salt/sodium policies	-
	b. saturated fatty acids and trans-fats policies	○
	c. marketing to children restrictions	-
	d. marketing of breast-milk substitutes restrictions	-
8	Public awareness on diet and/or physical activity	●
9	Guidelines for the management of major NCDs	no data
10	Drug therapy/counselling for high risk persons	no data

○ = not achieved ● = partially achieved ● = fully achieved - = documentation not available

† = see Explanatory Notes

World Health Organization - NCD Progress Monitor, 2015.

Kuwait

Total population: 3 250 000

Income group: High

Percentage of deaths from NCDs: 73%

Total number of NCD deaths: 4 000

Probability of premature mortality from NCDs: 12%

1	National NCD targets and indicators	○
2	Mortality data	●
3	Risk factor surveys	◐
4	National integrated NCD policy/strategy/action plan	○
5	Tobacco demand-reduction measures:	
	a. taxation	○
	b. smoke-free policies	◐
	c. health warnings	◐
	d. advertising bans	◐
6	Harmful use of alcohol reduction measures:	
	a. availability regulations	no data
	b. advertising and promotion bans	no data
	c. pricing policies	no data
7	Unhealthy diet reduction measures:	
	a. salt/sodium policies*	●
	b. saturated fatty acids and trans-fats policies	●
	c. marketing to children restrictions	○
	d. marketing of breast-milk substitutes restrictions	●
8	Public awareness on diet and/or physical activity	●
9	Guidelines for the management of major NCDs	●
10	Drug therapy/counselling for high risk persons	●

○ = not achieved ◐ = partially achieved ● = fully achieved — = documentation not available

* = data not validated

World Health Organization - NCD Progress Monitor, 2015.

Kyrgyzstan

Total population: 5 474 000

Income group: Low

Percentage of deaths from NCDs: 80%

Total number of NCD deaths: 29 000

Probability of premature mortality from NCDs: 28%

1	National NCD targets and indicators	ⓘ
2	Mortality data	●
3	Risk factor surveys	ⓘ
4	National integrated NCD policy/strategy/action plan	●
5	Tobacco demand-reduction measures:	
	a. taxation	○
	b. smoke-free policies	ⓘ
	c. health warnings	ⓘ
	d. advertising bans	ⓘ
6	Harmful use of alcohol reduction measures:	
	a. availability regulations	ⓘ
	b. advertising and promotion bans	●
	c. pricing policies	○
7	Unhealthy diet reduction measures:	
	a. salt/sodium policies	●
	b. saturated fatty acids and trans-fats policies	○
	c. marketing to children restrictions	●
	d. marketing of breast-milk substitutes restrictions	●
8	Public awareness on diet and/or physical activity	●
9	Guidelines for the management of major NCDs	●
10	Drug therapy/counselling for high risk persons	○

○ = not achieved ⓘ = partially achieved ● = fully achieved — = documentation not available

World Health Organization - NCD Progress Monitor, 2015.

Lao People's Democratic Republic

Total population: 6 646 000

Income group: Lower middle

Percentage of deaths from NCDs: 48%

Total number of NCD deaths: 22 000

Probability of premature mortality from NCDs: 24%

1	National NCD targets and indicators	◐
2	Mortality data	○
3	Risk factor surveys	●
4	National integrated NCD policy/strategy/action plan	◌
5	Tobacco demand-reduction measures:	
	a. taxation	○
	b. smoke-free policies	◐
	c. health warnings	◐
	d. advertising bans	◐
6	Harmful use of alcohol reduction measures:	
	a. availability regulations	◐
	b. advertising and promotion bans	○
	c. pricing policies	○
7	Unhealthy diet reduction measures:	
	a. salt/sodium policies	○
	b. saturated fatty acids and trans-fats policies	○
	c. marketing to children restrictions	○
	d. marketing of breast-milk substitutes restrictions	○
8	Public awareness on diet and/or physical activity	○
9	Guidelines for the management of major NCDs	○
10	Drug therapy/counselling for high risk persons	○

○ = not achieved ◐ = partially achieved ● = fully achieved — = documentation not available

World Health Organization - NCD Progress Monitor, 2015.

Latvia

Total population: 2 060 000

Income group: High

Percentage of deaths from NCDs: 93%

Total number of NCD deaths: 27 000

Probability of premature mortality from NCDs: 24%

1	National NCD targets and indicators	◐
2	Mortality data	●
3	Risk factor surveys	◐
4	National integrated NCD policy/strategy/action plan	●
5	Tobacco demand-reduction measures:	
	a. taxation	◐
	b. smoke-free policies	◐
	c. health warnings	◐
	d. advertising bans	◐
6	Harmful use of alcohol reduction measures:	
	a. availability regulations	◐
	b. advertising and promotion bans	◐
	c. pricing policies	◐
7	Unhealthy diet reduction measures:	
	a. salt/sodium policies	●
	b. saturated fatty acids and trans-fats policies	●
	c. marketing to children restrictions	●
	d. marketing of breast-milk substitutes restrictions	●
8	Public awareness on diet and/or physical activity	●
9	Guidelines for the management of major NCDs	◐
10	Drug therapy/counselling for high risk persons	●

◐ = not achieved ◑ = partially achieved ● = fully achieved — = documentation not available

World Health Organization - NCD Progress Monitor, 2015.

Lebanon

Total population: 4 647 000

Income group: Upper middle

Percentage of deaths from NCDs: 85%

Total number of NCD deaths: 18 000

Probability of premature mortality from NCDs: 12%

1	National NCD targets and indicators	○
2	Mortality data	○
3	Risk factor surveys	◐
4	National integrated NCD policy/strategy/action plan	◑
5	Tobacco demand-reduction measures:	
	a. taxation	○
	b. smoke-free policies	●
	c. health warnings	◐
	d. advertising bans	◐
6	Harmful use of alcohol reduction measures:	
	a. availability regulations	no data
	b. advertising and promotion bans	no data
	c. pricing policies	no data
7	Unhealthy diet reduction measures:	
	a. salt/sodium policies	○
	b. saturated fatty acids and trans-fats policies	○
	c. marketing to children restrictions	○
	d. marketing of breast-milk substitutes restrictions	●
8	Public awareness on diet and/or physical activity	○
9	Guidelines for the management of major NCDs	●
10	Drug therapy/counselling for high risk persons	○

○ = not achieved ◐ = partially achieved ● = fully achieved — = documentation not available

World Health Organization - NCD Progress Monitor, 2015.

Lesotho

Total population: 2 052 000

Income group: Lower middle

Percentage of deaths from NCDs: 27%

Total number of NCD deaths: 8 000

Probability of premature mortality from NCDs: 24%

1	National NCD targets and indicators	-
2	Mortality data	○
3	Risk factor surveys	◐
4	National integrated NCD policy/strategy/action plan*	●
5	Tobacco demand-reduction measures:	
	a. taxation	○
	b. smoke-free policies	○
	c. health warnings	○
	d. advertising bans	○
6	Harmful use of alcohol reduction measures:	
	a. availability regulations	●
	b. advertising and promotion bans	○
	c. pricing policies	◐
7	Unhealthy diet reduction measures:	
	a. salt/sodium policies	○
	b. saturated fatty acids and trans-fats policies	○
	c. marketing to children restrictions	○
	d. marketing of breast-milk substitutes restrictions	○
8	Public awareness on diet and/or physical activity	-
9	Guidelines for the management of major NCDs	○
10	Drug therapy/counselling for high risk persons	○

○ = not achieved ◐ = partially achieved ● = fully achieved - = documentation not available

* = data not validated

World Health Organization - NCD Progress Monitor, 2015.

Liberia

Total population: 4 190 000

Income group: Low

Percentage of deaths from NCDs: 34%

Total number of NCD deaths: 12 000

Probability of premature mortality from NCDs: 21%

1	National NCD targets and indicators	no data
2	Mortality data	○
3	Risk factor surveys	no data
4	National integrated NCD policy/strategy/action plan	no data
5	Tobacco demand-reduction measures:	
	a. taxation	○
	b. smoke-free policies	○
	c. health warnings	○
	d. advertising bans	○
6	Harmful use of alcohol reduction measures:	
	a. availability regulations	◐
	b. advertising and promotion bans	○
	c. pricing policies	◐
7	Unhealthy diet reduction measures:	
	a. salt/sodium policies	no data
	b. saturated fatty acids and trans-fats policies	no data
	c. marketing to children restrictions	no data
	d. marketing of breast-milk substitutes restrictions	no data
8	Public awareness on diet and/or physical activity	no data
9	Guidelines for the management of major NCDs	no data
10	Drug therapy/counselling for high risk persons	no data

○ = not achieved ◐ = partially achieved ● = fully achieved — = documentation not available

World Health Organization - NCD Progress Monitor, 2015.

Libya

Total population: 6 155 000

Income group: Upper middle

Percentage of deaths from NCDs: 78%

Total number of NCD deaths: 20 000

Probability of premature mortality from NCDs: 18%

1	National NCD targets and indicators	○
2	Mortality data	○
3	Risk factor surveys	◐
4	National integrated NCD policy/strategy/action plan	○
5	Tobacco demand-reduction measures:	
	a. taxation	○
	b. smoke-free policies	●
	c. health warnings	○
	d. advertising bans	●
6	Harmful use of alcohol reduction measures:	
	a. availability regulations	●
	b. advertising and promotion bans	●
	c. pricing policies	●
7	Unhealthy diet reduction measures:	
	a. salt/sodium policies	○
	b. saturated fatty acids and trans-fats policies	○
	c. marketing to children restrictions	○
	d. marketing of breast-milk substitutes restrictions	DK
8	Public awareness on diet and/or physical activity	○
9	Guidelines for the management of major NCDs	○
10	Drug therapy/counselling for high risk persons	○

○ = not achieved ◐ = partially achieved ● = fully achieved — = documentation not available

DK = don't know

World Health Organization - NCD Progress Monitor, 2015.

Lithuania

Total population: 3 028 000

Income group: High

Percentage of deaths from NCDs: 89%

Total number of NCD deaths: 31 000

Probability of premature mortality from NCDs: 22%

1	National NCD targets and indicators	●
2	Mortality data	●
3	Risk factor surveys	●
4	National integrated NCD policy/strategy/action plan	●
5	Tobacco demand-reduction measures:	
	a. taxation	◐
	b. smoke-free policies	◐
	c. health warnings	◐
	d. advertising bans	◐
6	Harmful use of alcohol reduction measures:	
	a. availability regulations	◐
	b. advertising and promotion bans	◐
	c. pricing policies	◐
7	Unhealthy diet reduction measures:	
	a. salt/sodium policies	○
	b. saturated fatty acids and trans-fats policies	◐
	c. marketing to children restrictions	◐
	d. marketing of breast-milk substitutes restrictions	◐
8	Public awareness on diet and/or physical activity	◐
9	Guidelines for the management of major NCDs	●
10	Drug therapy/counselling for high risk persons	DK

○ = not achieved ◐ = partially achieved ● = fully achieved — = documentation not available

DK = don't know

World Health Organization - NCD Progress Monitor, 2015.

Luxembourg

Total population: 524 000

Income group: High

Percentage of deaths from NCDs: 87%

Total number of NCD deaths: 3 000

Probability of premature mortality from NCDs: 11%

1	National NCD targets and indicators	no data
2	Mortality data	●
3	Risk factor surveys	no data
4	National integrated NCD policy/strategy/action plan	no data
5	Tobacco demand-reduction measures:	
	a. taxation	◐
	b. smoke-free policies	◐
	c. health warnings	◐
	d. advertising bans	◐
6	Harmful use of alcohol reduction measures:	
	a. availability regulations	◐
	b. advertising and promotion bans	○
	c. pricing policies	◐
7	Unhealthy diet reduction measures:	
	a. salt/sodium policies	no data
	b. saturated fatty acids and trans-fats policies	no data
	c. marketing to children restrictions	no data
	d. marketing of breast-milk substitutes restrictions	no data
8	Public awareness on diet and/or physical activity	no data
9	Guidelines for the management of major NCDs	no data
10	Drug therapy/counselling for high risk persons	no data

○ = not achieved ◐ = partially achieved ● = fully achieved — = documentation not available

World Health Organization - NCD Progress Monitor, 2015.

Madagascar

Total population: 22 294 000

Income group: Low

Percentage of deaths from NCDs: 39%

Total number of NCD deaths: 63 000

Probability of premature mortality from NCDs: 23%

1	National NCD targets and indicators	●
2	Mortality data	○
3	Risk factor surveys	◐
4	National integrated NCD policy/strategy/action plan*	●
5	Tobacco demand-reduction measures:	
	a. taxation	◐
	b. smoke-free policies	●
	c. health warnings	●
	d. advertising bans	●
6	Harmful use of alcohol reduction measures:	
	a. availability regulations	●
	b. advertising and promotion bans	◐
	c. pricing policies	●
7	Unhealthy diet reduction measures:	
	a. salt/sodium policies	-
	b. saturated fatty acids and trans-fats policies	○
	c. marketing to children restrictions	○
	d. marketing of breast-milk substitutes restrictions	○
8	Public awareness on diet and/or physical activity	-
9	Guidelines for the management of major NCDs	●
10	Drug therapy/counselling for high risk persons	○

○ = not achieved ◐ = partially achieved ● = fully achieved - = documentation not available

* = data not validated

World Health Organization - NCD Progress Monitor, 2015.

Malawi

Total population: 15 906 000

Income group: Low

Percentage of deaths from NCDs: 28%

Total number of NCD deaths: 42 000

Probability of premature mortality from NCDs: 19%

1	National NCD targets and indicators	-
2	Mortality data	○
3	Risk factor surveys	●
4	National integrated NCD policy/strategy/action plan	○
5	Tobacco demand-reduction measures:	
	a. taxation	○
	b. smoke-free policies	○
	c. health warnings	○
	d. advertising bans	○
6	Harmful use of alcohol reduction measures:	
	a. availability regulations	●
	b. advertising and promotion bans	○
	c. pricing policies	●
7	Unhealthy diet reduction measures:	
	a. salt/sodium policies	○
	b. saturated fatty acids and trans-fats policies	○
	c. marketing to children restrictions	○
	d. marketing of breast-milk substitutes restrictions	-
8	Public awareness on diet and/or physical activity	●
9	Guidelines for the management of major NCDs	-
10	Drug therapy/counselling for high risk persons	○

○ = not achieved ● = partially achieved ● = fully achieved - = documentation not available

World Health Organization - NCD Progress Monitor, 2015.

Malaysia

Total population: 29 240 000

Income group: Upper middle

Percentage of deaths from NCDs: 73%

Total number of NCD deaths: 107 000

Probability of premature mortality from NCDs: 20%

1	National NCD targets and indicators	●
2	Mortality data	◐
3	Risk factor surveys	●
4	National integrated NCD policy/strategy/action plan	○
5	Tobacco demand-reduction measures:	
	a. taxation	◐
	b. smoke-free policies	○
	c. health warnings	●
	d. advertising bans	◐
6	Harmful use of alcohol reduction measures:	
	a. availability regulations	◐
	b. advertising and promotion bans	◐
	c. pricing policies	◐
7	Unhealthy diet reduction measures:	
	a. salt/sodium policies	-
	b. saturated fatty acids and trans-fats policies	○
	c. marketing to children restrictions	●
	d. marketing of breast-milk substitutes restrictions	●
8	Public awareness on diet and/or physical activity	●
9	Guidelines for the management of major NCDs	●
10	Drug therapy/counselling for high risk persons	●

○ = not achieved ◐ = partially achieved ● = fully achieved - = documentation not available

World Health Organization - NCD Progress Monitor, 2015.

Maldives

Total population: 338 000

Income group: Upper middle

Percentage of deaths from NCDs: 81%

Total number of NCD deaths: 1 000

Probability of premature mortality from NCDs: 16%

1	National NCD targets and indicators	●
2	Mortality data	◐
3	Risk factor surveys	◐
4	National integrated NCD policy/strategy/action plan	○
5	Tobacco demand-reduction measures:	
	a. taxation	○
	b. smoke-free policies	◐
	c. health warnings	◐
	d. advertising bans	●
6	Harmful use of alcohol reduction measures:	
	a. availability regulations	●
	b. advertising and promotion bans	●
	c. pricing policies	●
7	Unhealthy diet reduction measures:	
	a. salt/sodium policies	○
	b. saturated fatty acids and trans-fats policies	○
	c. marketing to children restrictions	○
	d. marketing of breast-milk substitutes restrictions	●
8	Public awareness on diet and/or physical activity	●
9	Guidelines for the management of major NCDs	○
10	Drug therapy/counselling for high risk persons	○

○ = not achieved ◐ = partially achieved ● = fully achieved — = documentation not available

World Health Organization - NCD Progress Monitor, 2015.

Mali

Total population: 14 854 000

Income group: Low

Percentage of deaths from NCDs: 31%

Total number of NCD deaths: 53 000

Probability of premature mortality from NCDs: 26%

1	National NCD targets and indicators	no data
2	Mortality data	○
3	Risk factor surveys	◐
4	National integrated NCD policy/strategy/action plan	○
5	Tobacco demand-reduction measures:	
	a. taxation	○
	b. smoke-free policies	○
	c. health warnings	◐
	d. advertising bans	◐
6	Harmful use of alcohol reduction measures:	
	a. availability regulations	◐
	b. advertising and promotion bans	○
	c. pricing policies	○
7	Unhealthy diet reduction measures:	
	a. salt/sodium policies	○
	b. saturated fatty acids and trans-fats policies	○
	c. marketing to children restrictions	○
	d. marketing of breast-milk substitutes restrictions	-
8	Public awareness on diet and/or physical activity	DK
9	Guidelines for the management of major NCDs	◐
10	Drug therapy/counselling for high risk persons	○

○ = not achieved ◐ = partially achieved ● = fully achieved — = documentation not available

DK = don't know

World Health Organization - NCD Progress Monitor, 2015.

Malta

Total population: 428 000

Income group: High

Percentage of deaths from NCDs: 92%

Total number of NCD deaths: 3 000

Probability of premature mortality from NCDs: 12%

1	National NCD targets and indicators	●
2	Mortality data	●
3	Risk factor surveys	●
4	National integrated NCD policy/strategy/action plan	●
5	Tobacco demand-reduction measures:	
	a. taxation	◐
	b. smoke-free policies	●
	c. health warnings	◐
	d. advertising bans	◐
6	Harmful use of alcohol reduction measures:	
	a. availability regulations	◐
	b. advertising and promotion bans	◐
	c. pricing policies	○
7	Unhealthy diet reduction measures:	
	a. salt/sodium policies	●
	b. saturated fatty acids and trans-fats policies	●
	c. marketing to children restrictions	○
	d. marketing of breast-milk substitutes restrictions	●
8	Public awareness on diet and/or physical activity	●
9	Guidelines for the management of major NCDs	○
10	Drug therapy/counselling for high risk persons	●

○ = not achieved ◐ = partially achieved ● = fully achieved — = documentation not available

World Health Organization - NCD Progress Monitor, 2015.

Marshall Islands

Total population: 53 000

Income group: Upper middle

Percentage of deaths from NCDs †

Total number of NCD deaths †

Probability of premature mortality from NCDs †

1	National NCD targets and indicators	●
2	Mortality data	○
3	Risk factor surveys	○
4	National integrated NCD policy/strategy/action plan	○
5	Tobacco demand-reduction measures:	
	a. taxation	○
	b. smoke-free policies	●
	c. health warnings	○
	d. advertising bans	○
6	Harmful use of alcohol reduction measures:	
	a. availability regulations	no data
	b. advertising and promotion bans	no data
	c. pricing policies	no data
7	Unhealthy diet reduction measures:	
	a. salt/sodium policies	-
	b. saturated fatty acids and trans-fats policies	○
	c. marketing to children restrictions	○
	d. marketing of breast-milk substitutes restrictions	○
8	Public awareness on diet and/or physical activity	-
9	Guidelines for the management of major NCDs	-
10	Drug therapy/counselling for high risk persons	DK

○ = not achieved ● = partially achieved ● = fully achieved - = documentation not available

† = see Explanatory Notes; DK = don't know

World Health Organization - NCD Progress Monitor, 2015.

Mauritania

Total population: 3 796 000

Income group: Lower middle

Percentage of deaths from NCDs: 32%

Total number of NCD deaths: 9 000

Probability of premature mortality from NCDs: 16%

1	National NCD targets and indicators	●
2	Mortality data	○
3	Risk factor surveys	●
4	National integrated NCD policy/strategy/action plan	○
5	Tobacco demand-reduction measures:	
	a. taxation	○
	b. smoke-free policies	○
	c. health warnings	○
	d. advertising bans	○
6	Harmful use of alcohol reduction measures:	
	a. availability regulations	●
	b. advertising and promotion bans	●
	c. pricing policies	●
7	Unhealthy diet reduction measures:	
	a. salt/sodium policies	○
	b. saturated fatty acids and trans-fats policies	○
	c. marketing to children restrictions	○
	d. marketing of breast-milk substitutes restrictions	○
8	Public awareness on diet and/or physical activity	○
9	Guidelines for the management of major NCDs	○
10	Drug therapy/counselling for high risk persons	○

○ = not achieved ● = partially achieved ● = fully achieved — = documentation not available

World Health Organization - NCD Progress Monitor, 2015.

Mauritius



















Total population: 1 240 000

Income group: Upper middle

Percentage of deaths from NCDs: 85%

Total number of NCD deaths: 8 000

Probability of premature mortality from NCDs: 24%

	National NCD targets and indicators	no data
	Mortality data	
	Risk factor surveys	no data
	National integrated NCD policy/strategy/action plan	no data
	Tobacco demand-reduction measures:	
	a. taxation	
	b. smoke-free policies	
	c. health warnings	
	d. advertising bans	
	Harmful use of alcohol reduction measures:	
	a. availability regulations	
	b. advertising and promotion bans	
	c. pricing policies	
	Unhealthy diet reduction measures:	
	a. salt/sodium policies	no data
	b. saturated fatty acids and trans-fats policies	no data
	c. marketing to children restrictions	no data
	d. marketing of breast-milk substitutes restrictions	no data
	Public awareness on diet and/or physical activity	no data
	Guidelines for the management of major NCDs	no data
	Drug therapy/counselling for high risk persons	no data

○ = not achieved ◐ = partially achieved ● = fully achieved — = documentation not available

World Health Organization - NCD Progress Monitor, 2015.

Mexico

Total population: 121 000 000

Income group: Upper middle

Percentage of deaths from NCDs: 77%

Total number of NCD deaths: 468 000

Probability of premature mortality from NCDs: 16%

1	National NCD targets and indicators*	ⓘ
2	Mortality data	●
3	Risk factor surveys	ⓘ
4	National integrated NCD policy/strategy/action plan	●
5	Tobacco demand-reduction measures:	
	a. taxation	●
	b. smoke-free policies	●
	c. health warnings	●
	d. advertising bans	○
6	Harmful use of alcohol reduction measures:	
	a. availability regulations	●
	b. advertising and promotion bans	●
	c. pricing policies	●
7	Unhealthy diet reduction measures:	
	a. salt/sodium policies	○
	b. saturated fatty acids and trans-fats policies	○
	c. marketing to children restrictions	●
	d. marketing of breast-milk substitutes restrictions	●
8	Public awareness on diet and/or physical activity	○
9	Guidelines for the management of major NCDs	●
10	Drug therapy/counselling for high risk persons	○

○ = not achieved ⓘ = partially achieved ● = fully achieved — = documentation not available

* = data not validated

World Health Organization - NCD Progress Monitor, 2015.

Micronesia (Federated States of)

Total population: 103 000

Income group: Lower middle

Percentage of deaths from NCDs †

Total number of NCD deaths †

Probability of premature mortality from NCDs †

1	National NCD targets and indicators	●
2	Mortality data	○
3	Risk factor surveys	●
4	National integrated NCD policy/strategy/action plan	●
5	Tobacco demand-reduction measures:	
	a. taxation	○
	b. smoke-free policies	○
	c. health warnings	○
	d. advertising bans	○
6	Harmful use of alcohol reduction measures:	
	a. availability regulations	●
	b. advertising and promotion bans	●
	c. pricing policies	○
7	Unhealthy diet reduction measures:	
	a. salt/sodium policies	●
	b. saturated fatty acids and trans-fats policies	○
	c. marketing to children restrictions	○
	d. marketing of breast-milk substitutes restrictions	-
8	Public awareness on diet and/or physical activity	●
9	Guidelines for the management of major NCDs	●
10	Drug therapy/counselling for high risk persons	○

○ = not achieved ● = partially achieved ● = fully achieved - = documentation not available

† = see Explanatory Notes

World Health Organization - NCD Progress Monitor, 2015.

Monaco

Total population: 38 000

Income group: High

Percentage of deaths from NCDs †

Total number of NCD deaths †

Probability of premature mortality from NCDs †

1	National NCD targets and indicators	no data
2	Mortality data	●
3	Risk factor surveys	no data
4	National integrated NCD policy/strategy/action plan	no data
5	Tobacco demand-reduction measures:	
	a. taxation	no data
	b. smoke-free policies	◐
	c. health warnings	○
	d. advertising bans	○
6	Harmful use of alcohol reduction measures:	
	a. availability regulations	◐
	b. advertising and promotion bans	◐
	c. pricing policies	●
7	Unhealthy diet reduction measures:	
	a. salt/sodium policies	no data
	b. saturated fatty acids and trans-fats policies	no data
	c. marketing to children restrictions	no data
	d. marketing of breast-milk substitutes restrictions	no data
8	Public awareness on diet and/or physical activity	no data
9	Guidelines for the management of major NCDs	no data
10	Drug therapy/counselling for high risk persons	no data

○ = not achieved ◐ = partially achieved ● = fully achieved — = documentation not available

† = see Explanatory Notes

World Health Organization - NCD Progress Monitor, 2015.

Mongolia

Total population: 2 796 000

Income group: Lower middle

Percentage of deaths from NCDs: 79%

Total number of NCD deaths: 15 000

Probability of premature mortality from NCDs: 32%

1	National NCD targets and indicators	●
2	Mortality data	◐
3	Risk factor surveys	●
4	National integrated NCD policy/strategy/action plan	●
5	Tobacco demand-reduction measures:	
	a. taxation	○
	b. smoke-free policies	●
	c. health warnings	●
	d. advertising bans	◐
6	Harmful use of alcohol reduction measures:	
	a. availability regulations	◐
	b. advertising and promotion bans	◐
	c. pricing policies	◐
7	Unhealthy diet reduction measures:	
	a. salt/sodium policies	○
	b. saturated fatty acids and trans-fats policies	○
	c. marketing to children restrictions	○
	d. marketing of breast-milk substitutes restrictions	●
8	Public awareness on diet and/or physical activity	●
9	Guidelines for the management of major NCDs	◐
10	Drug therapy/counselling for high risk persons	○

○ = not achieved ◐ = partially achieved ● = fully achieved — = documentation not available

World Health Organization - NCD Progress Monitor, 2015.

Montenegro

Total population: 621 000

Income group: Upper middle

Percentage of deaths from NCDs: 92%

Total number of NCD deaths: 5 000

Probability of premature mortality from NCDs: 22%

1	National NCD targets and indicators	○
2	Mortality data	◐
3	Risk factor surveys	◐
4	National integrated NCD policy/strategy/action plan	●
5	Tobacco demand-reduction measures:	
	a. taxation	◐
	b. smoke-free policies	◐
	c. health warnings	◐
	d. advertising bans	◐
6	Harmful use of alcohol reduction measures:	
	a. availability regulations	◐
	b. advertising and promotion bans	●
	c. pricing policies	◐
7	Unhealthy diet reduction measures:	
	a. salt/sodium policies	●
	b. saturated fatty acids and trans-fats policies	○
	c. marketing to children restrictions	○
	d. marketing of breast-milk substitutes restrictions	○
8	Public awareness on diet and/or physical activity	○
9	Guidelines for the management of major NCDs	○
10	Drug therapy/counselling for high risk persons	○

○ = not achieved ◐ = partially achieved ● = fully achieved — = documentation not available

World Health Organization - NCD Progress Monitor, 2015.

Morocco

Total population: 32 521 000

Income group: Lower middle

Percentage of deaths from NCDs: 75%

Total number of NCD deaths: 155 000

Probability of premature mortality from NCDs: 23%

1	National NCD targets and indicators	●
2	Mortality data	●
3	Risk factor surveys	●
4	National integrated NCD policy/strategy/action plan	○
5	Tobacco demand-reduction measures:	
	a. taxation	●
	b. smoke-free policies	●
	c. health warnings	○
	d. advertising bans	●
6	Harmful use of alcohol reduction measures:	
	a. availability regulations	no data
	b. advertising and promotion bans	no data
	c. pricing policies	no data
7	Unhealthy diet reduction measures:	
	a. salt/sodium policies	○
	b. saturated fatty acids and trans-fats policies	○
	c. marketing to children restrictions	○
	d. marketing of breast-milk substitutes restrictions	-
8	Public awareness on diet and/or physical activity	●
9	Guidelines for the management of major NCDs	●
10	Drug therapy/counselling for high risk persons	○

○ = not achieved ● = partially achieved ● = fully achieved - = documentation not available

World Health Organization - NCD Progress Monitor, 2015.

Mozambique

Total population: 25 203 000

Income group: Low

Percentage of deaths from NCDs: 23%

Total number of NCD deaths: 73 000

Probability of premature mortality from NCDs: 17%

1	National NCD targets and indicators	no data
2	Mortality data	○
3	Risk factor surveys	no data
4	National integrated NCD policy/strategy/action plan	no data
5	Tobacco demand-reduction measures:	
	a. taxation	○
	b. smoke-free policies	○
	c. health warnings	○
	d. advertising bans	●
6	Harmful use of alcohol reduction measures:	
	a. availability regulations	●
	b. advertising and promotion bans	○
	c. pricing policies	●
7	Unhealthy diet reduction measures:	
	a. salt/sodium policies	no data
	b. saturated fatty acids and trans-fats policies	no data
	c. marketing to children restrictions	no data
	d. marketing of breast-milk substitutes restrictions	no data
8	Public awareness on diet and/or physical activity	no data
9	Guidelines for the management of major NCDs	no data
10	Drug therapy/counselling for high risk persons	no data

○ = not achieved ● = partially achieved ● = fully achieved — = documentation not available

World Health Organization - NCD Progress Monitor, 2015.

Myanmar

Total population: 52 797 000

Income group: Low

Percentage of deaths from NCDs: 59%

Total number of NCD deaths: 259 000

Probability of premature mortality from NCDs: 24%

1	National NCD targets and indicators	○
2	Mortality data	○
3	Risk factor surveys	●
4	National integrated NCD policy/strategy/action plan	○
5	Tobacco demand-reduction measures:	
	a. taxation	●
	b. smoke-free policies	●
	c. health warnings	○
	d. advertising bans	●
6	Harmful use of alcohol reduction measures:	
	a. availability regulations	●
	b. advertising and promotion bans	●
	c. pricing policies	●
7	Unhealthy diet reduction measures:	
	a. salt/sodium policies	○
	b. saturated fatty acids and trans-fats policies	○
	c. marketing to children restrictions	○
	d. marketing of breast-milk substitutes restrictions	●
8	Public awareness on diet and/or physical activity	●
9	Guidelines for the management of major NCDs	●
10	Drug therapy/counselling for high risk persons	○

○ = not achieved ● = partially achieved ● = fully achieved — = documentation not available

World Health Organization - NCD Progress Monitor, 2015.

Namibia

Total population: 2 259 000

Income group: Upper middle

Percentage of deaths from NCDs: 43%

Total number of NCD deaths: 6 000

Probability of premature mortality from NCDs: 20%

1	National NCD targets and indicators	no data
2	Mortality data	○
3	Risk factor surveys	no data
4	National integrated NCD policy/strategy/action plan	no data
5	Tobacco demand-reduction measures:	
	a. taxation	○
	b. smoke-free policies	●
	c. health warnings	●
	d. advertising bans	◐
6	Harmful use of alcohol reduction measures:	
	a. availability regulations	●
	b. advertising and promotion bans	○
	c. pricing policies	◐
7	Unhealthy diet reduction measures:	
	a. salt/sodium policies	no data
	b. saturated fatty acids and trans-fats policies	no data
	c. marketing to children restrictions	no data
	d. marketing of breast-milk substitutes restrictions	no data
8	Public awareness on diet and/or physical activity	no data
9	Guidelines for the management of major NCDs	no data
10	Drug therapy/counselling for high risk persons	no data

○ = not achieved ◐ = partially achieved ● = fully achieved — = documentation not available

World Health Organization - NCD Progress Monitor, 2015.

Nauru

Total population: 10 000

Income group: Upper middle

Percentage of deaths from NCDs †

Total number of NCD deaths †

Probability of premature mortality from NCDs †

1	National NCD targets and indicators	○
2	Mortality data	○
3	Risk factor surveys	○
4	National integrated NCD policy/strategy/action plan	○
5	Tobacco demand-reduction measures:	
	a. taxation	no data
	b. smoke-free policies	●
	c. health warnings	◐
	d. advertising bans	◐
6	Harmful use of alcohol reduction measures:	
	a. availability regulations	no data
	b. advertising and promotion bans	no data
	c. pricing policies	no data
7	Unhealthy diet reduction measures:	
	a. salt/sodium policies	○
	b. saturated fatty acids and trans-fats policies	○
	c. marketing to children restrictions	○
	d. marketing of breast-milk substitutes restrictions	○
8	Public awareness on diet and/or physical activity	●
9	Guidelines for the management of major NCDs	DK
10	Drug therapy/counselling for high risk persons	◐

○ = not achieved ◐ = partially achieved ● = fully achieved — = documentation not available

† = see Explanatory Notes; DK = don't know

World Health Organization - NCD Progress Monitor, 2015.

Nepal

Total population: 27 474 000

Income group: Low

Percentage of deaths from NCDs: 60%

Total number of NCD deaths: 111 000

Probability of premature mortality from NCDs: 22%

1	National NCD targets and indicators	●
2	Mortality data	○
3	Risk factor surveys	◐
4	National integrated NCD policy/strategy/action plan	●
5	Tobacco demand-reduction measures:	
	a. taxation	○
	b. smoke-free policies	●
	c. health warnings	●
	d. advertising bans	●
6	Harmful use of alcohol reduction measures:	
	a. availability regulations	◐
	b. advertising and promotion bans	○
	c. pricing policies	●
7	Unhealthy diet reduction measures:	
	a. salt/sodium policies	○
	b. saturated fatty acids and trans-fats policies	○
	c. marketing to children restrictions	○
	d. marketing of breast-milk substitutes restrictions	●
8	Public awareness on diet and/or physical activity	●
9	Guidelines for the management of major NCDs	○
10	Drug therapy/counselling for high risk persons	○

○ = not achieved ◐ = partially achieved ● = fully achieved — = documentation not available

World Health Organization - NCD Progress Monitor, 2015.

Netherlands

Total population: 16 714 000

Income group: High

Percentage of deaths from NCDs: 89%

Total number of NCD deaths: 125 000

Probability of premature mortality from NCDs: 12%

1	National NCD targets and indicators	○
2	Mortality data	●
3	Risk factor surveys	◐
4	National integrated NCD policy/strategy/action plan	●
5	Tobacco demand-reduction measures:	
	a. taxation	◐
	b. smoke-free policies	○
	c. health warnings	◐
	d. advertising bans	◐
6	Harmful use of alcohol reduction measures:	
	a. availability regulations	◐
	b. advertising and promotion bans	◐
	c. pricing policies	◐
7	Unhealthy diet reduction measures:	
	a. salt/sodium policies	●
	b. saturated fatty acids and trans-fats policies	●
	c. marketing to children restrictions	-
	d. marketing of breast-milk substitutes restrictions	-
8	Public awareness on diet and/or physical activity	●
9	Guidelines for the management of major NCDs	-
10	Drug therapy/counselling for high risk persons	●

○ = not achieved ◐ = partially achieved ● = fully achieved - = documentation not available

World Health Organization - NCD Progress Monitor, 2015.

New Zealand

Total population: 4 460 000

Income group: High

Percentage of deaths from NCDs: 89%

Total number of NCD deaths: 25 000

Probability of premature mortality from NCDs: 11%

1	National NCD targets and indicators	○
2	Mortality data	●
3	Risk factor surveys	●
4	National integrated NCD policy/strategy/action plan	○
5	Tobacco demand-reduction measures:	
	a. taxation	◐
	b. smoke-free policies	●
	c. health warnings	●
	d. advertising bans	◐
6	Harmful use of alcohol reduction measures:	
	a. availability regulations	◐
	b. advertising and promotion bans	◐
	c. pricing policies	●
7	Unhealthy diet reduction measures:	
	a. salt/sodium policies	●
	b. saturated fatty acids and trans-fats policies	●
	c. marketing to children restrictions	●
	d. marketing of breast-milk substitutes restrictions	○
8	Public awareness on diet and/or physical activity	○
9	Guidelines for the management of major NCDs	●
10	Drug therapy/counselling for high risk persons	●

○ = not achieved ◐ = partially achieved ● = fully achieved — = documentation not available

World Health Organization - NCD Progress Monitor, 2015.

Nicaragua

Total population: 5 992 000

Income group: Lower middle

Percentage of deaths from NCDs: 73%

Total number of NCD deaths: 21 000

Probability of premature mortality from NCDs: 19%

1	National NCD targets and indicators*	○
2	Mortality data	●
3	Risk factor surveys	○
4	National integrated NCD policy/strategy/action plan	●
5	Tobacco demand-reduction measures:	
	a. taxation	○
	b. smoke-free policies	●
	c. health warnings	●
	d. advertising bans	○
6	Harmful use of alcohol reduction measures:	
	a. availability regulations	●
	b. advertising and promotion bans	●
	c. pricing policies	●
7	Unhealthy diet reduction measures:	
	a. salt/sodium policies	○
	b. saturated fatty acids and trans-fats policies	○
	c. marketing to children restrictions	○
	d. marketing of breast-milk substitutes restrictions	●
8	Public awareness on diet and/or physical activity	●
9	Guidelines for the management of major NCDs	●
10	Drug therapy/counselling for high risk persons	○

○ = not achieved ● = partially achieved ● = fully achieved — = documentation not available

* = data not validated

World Health Organization - NCD Progress Monitor, 2015.

Niger

Total population: 17 157 000

Income group: Low

Percentage of deaths from NCDs: 25%

Total number of NCD deaths: 45 000

Probability of premature mortality from NCDs: 20%

1	National NCD targets and indicators	○
2	Mortality data	○
3	Risk factor surveys	◐
4	National integrated NCD policy/strategy/action plan*	●
5	Tobacco demand-reduction measures:	
	a. taxation	○
	b. smoke-free policies	◐
	c. health warnings	●
	d. advertising bans	●
6	Harmful use of alcohol reduction measures:	
	a. availability regulations	◐
	b. advertising and promotion bans	◐
	c. pricing policies	◐
7	Unhealthy diet reduction measures:	
	a. salt/sodium policies	○
	b. saturated fatty acids and trans-fats policies	○
	c. marketing to children restrictions	○
	d. marketing of breast-milk substitutes restrictions	○
8	Public awareness on diet and/or physical activity	○
9	Guidelines for the management of major NCDs	○
10	Drug therapy/counselling for high risk persons	○

○ = not achieved ◐ = partially achieved ● = fully achieved — = documentation not available

* = data not validated

World Health Organization - NCD Progress Monitor, 2015.

Nigeria

Total population: 169 000 000

Income group: Lower middle

Percentage of deaths from NCDs: 24%

Total number of NCD deaths: 504 000

Probability of premature mortality from NCDs: 20%

1	National NCD targets and indicators	ⓘ
2	Mortality data	○
3	Risk factor surveys	○
4	National integrated NCD policy/strategy/action plan*	●
5	Tobacco demand-reduction measures:	
	a. taxation	○
	b. smoke-free policies	◐
	c. health warnings	○
	d. advertising bans	○
6	Harmful use of alcohol reduction measures:	
	a. availability regulations	◐
	b. advertising and promotion bans	◐
	c. pricing policies	◐
7	Unhealthy diet reduction measures:	
	a. salt/sodium policies	○
	b. saturated fatty acids and trans-fats policies	○
	c. marketing to children restrictions	○
	d. marketing of breast-milk substitutes restrictions	-
8	Public awareness on diet and/or physical activity	○
9	Guidelines for the management of major NCDs	-
10	Drug therapy/counselling for high risk persons	○

○ = not achieved ◐ = partially achieved ● = fully achieved - = documentation not available

* = data not validated

World Health Organization - NCD Progress Monitor, 2015.

Niue

Total population: 1 000

Income group: Upper middle

Percentage of deaths from NCDs †

Total number of NCD deaths †

Probability of premature mortality from NCDs †

1	National NCD targets and indicators	●
2	Mortality data	○
3	Risk factor surveys	●
4	National integrated NCD policy/strategy/action plan	●
5	Tobacco demand-reduction measures:	
	a. taxation	○
	b. smoke-free policies	○
	c. health warnings	○
	d. advertising bans	○
6	Harmful use of alcohol reduction measures:	
	a. availability regulations	●
	b. advertising and promotion bans	○
	c. pricing policies	○
7	Unhealthy diet reduction measures:	
	a. salt/sodium policies	○
	b. saturated fatty acids and trans-fats policies	○
	c. marketing to children restrictions	○
	d. marketing of breast-milk substitutes restrictions	○
8	Public awareness on diet and/or physical activity	●
9	Guidelines for the management of major NCDs	○
10	Drug therapy/counselling for high risk persons	●

○ = not achieved ● = partially achieved ● = fully achieved — = documentation not available

† = see Explanatory Notes

World Health Organization - NCD Progress Monitor, 2015.

Norway

Total population: 4 994 000

Income group: High

Percentage of deaths from NCDs: 87%

Total number of NCD deaths: 36 000

Probability of premature mortality from NCDs: 11%

1	National NCD targets and indicators	○
2	Mortality data	●
3	Risk factor surveys	◐
4	National integrated NCD policy/strategy/action plan	●
5	Tobacco demand-reduction measures:	
	a. taxation	○
	b. smoke-free policies	◐
	c. health warnings	◐
	d. advertising bans	◐
6	Harmful use of alcohol reduction measures:	
	a. availability regulations	◐
	b. advertising and promotion bans	◐
	c. pricing policies	●
7	Unhealthy diet reduction measures:	
	a. salt/sodium policies	●
	b. saturated fatty acids and trans-fats policies	-
	c. marketing to children restrictions	●
	d. marketing of breast-milk substitutes restrictions	-
8	Public awareness on diet and/or physical activity	●
9	Guidelines for the management of major NCDs	●
10	Drug therapy/counselling for high risk persons	DK

○ = not achieved ◐ = partially achieved ● = fully achieved - = documentation not available

DK = don't know

World Health Organization - NCD Progress Monitor, 2015.

Oman

Total population: 3 314 000

Income group: High

Percentage of deaths from NCDs: 68%

Total number of NCD deaths: 6 000

Probability of premature mortality from NCDs: 18%

1	National NCD targets and indicators	○
2	Mortality data	◐
3	Risk factor surveys	◐
4	National integrated NCD policy/strategy/action plan	○
5	Tobacco demand-reduction measures:	
	a. taxation	○
	b. smoke-free policies	○
	c. health warnings	◐
	d. advertising bans	○
6	Harmful use of alcohol reduction measures:	
	a. availability regulations	●
	b. advertising and promotion bans	●
	c. pricing policies	○
7	Unhealthy diet reduction measures:	
	a. salt/sodium policies	●
	b. saturated fatty acids and trans-fats policies	○
	c. marketing to children restrictions	○
	d. marketing of breast-milk substitutes restrictions	●
8	Public awareness on diet and/or physical activity	●
9	Guidelines for the management of major NCDs	◐
10	Drug therapy/counselling for high risk persons	●

○ = not achieved ◐ = partially achieved ● = fully achieved — = documentation not available

World Health Organization - NCD Progress Monitor, 2015.

Pakistan

Total population: 179 000 000

Income group: Lower middle

Percentage of deaths from NCDs: 50%

Total number of NCD deaths: 673 000

Probability of premature mortality from NCDs: 21%

1	National NCD targets and indicators	○
2	Mortality data	○
3	Risk factor surveys	◐
4	National integrated NCD policy/strategy/action plan	○
5	Tobacco demand-reduction measures:	
	a. taxation	○
	b. smoke-free policies	●
	c. health warnings	◐
	d. advertising bans	◐
6	Harmful use of alcohol reduction measures:	
	a. availability regulations	◐
	b. advertising and promotion bans	●
	c. pricing policies	◐
7	Unhealthy diet reduction measures:	
	a. salt/sodium policies	○
	b. saturated fatty acids and trans-fats policies	○
	c. marketing to children restrictions	○
	d. marketing of breast-milk substitutes restrictions	DK
8	Public awareness on diet and/or physical activity	DK
9	Guidelines for the management of major NCDs	○
10	Drug therapy/counselling for high risk persons	○

○ = not achieved ◐ = partially achieved ● = fully achieved — = documentation not available

DK = don't know

World Health Organization - NCD Progress Monitor, 2015.

Palau

Total population: 21 000

Income group: Upper middle

Percentage of deaths from NCDs †

Total number of NCD deaths †

Probability of premature mortality from NCDs †

1	National NCD targets and indicators	●
2	Mortality data	○
3	Risk factor surveys	●
4	National integrated NCD policy/strategy/action plan	●
5	Tobacco demand-reduction measures:	
	a. taxation	●
	b. smoke-free policies	●
	c. health warnings	○
	d. advertising bans	●
6	Harmful use of alcohol reduction measures:	
	a. availability regulations	●
	b. advertising and promotion bans	○
	c. pricing policies	○
7	Unhealthy diet reduction measures:	
	a. salt/sodium policies	●
	b. saturated fatty acids and trans-fats policies	○
	c. marketing to children restrictions	○
	d. marketing of breast-milk substitutes restrictions	○
8	Public awareness on diet and/or physical activity	-
9	Guidelines for the management of major NCDs	●
10	Drug therapy/counselling for high risk persons	●

○ = not achieved ● = partially achieved ● = fully achieved - = documentation not available

† = see Explanatory Notes

World Health Organization - NCD Progress Monitor, 2015.

Panama

Total population: 3 802 000

Income group: Upper middle

Percentage of deaths from NCDs: 70%

Total number of NCD deaths: 13 000

Probability of premature mortality from NCDs: 13%

1	National NCD targets and indicators	○
2	Mortality data	●
3	Risk factor surveys	◐
4	National integrated NCD policy/strategy/action plan	●
5	Tobacco demand-reduction measures:	
	a. taxation	○
	b. smoke-free policies	●
	c. health warnings	●
	d. advertising bans	●
6	Harmful use of alcohol reduction measures:	
	a. availability regulations	◐
	b. advertising and promotion bans	◐
	c. pricing policies	●
7	Unhealthy diet reduction measures:	
	a. salt/sodium policies	○
	b. saturated fatty acids and trans-fats policies	○
	c. marketing to children restrictions	○
	d. marketing of breast-milk substitutes restrictions	●
8	Public awareness on diet and/or physical activity	○
9	Guidelines for the management of major NCDs	◐
10	Drug therapy/counselling for high risk persons	○

○ = not achieved ◐ = partially achieved ● = fully achieved — = documentation not available

World Health Organization - NCD Progress Monitor, 2015.

Papua New Guinea

Total population: 7 167 000

Income group: Lower middle

Percentage of deaths from NCDs: 42%

Total number of NCD deaths: 23 000

Probability of premature mortality from NCDs: 26%

1	National NCD targets and indicators	⦿
2	Mortality data	○
3	Risk factor surveys	⦿
4	National integrated NCD policy/strategy/action plan	○
5	Tobacco demand-reduction measures:	
	a. taxation	○
	b. smoke-free policies	●
	c. health warnings	○
	d. advertising bans	⦿
6	Harmful use of alcohol reduction measures:	
	a. availability regulations	●
	b. advertising and promotion bans	⦿
	c. pricing policies	⦿
7	Unhealthy diet reduction measures:	
	a. salt/sodium policies	○
	b. saturated fatty acids and trans-fats policies	○
	c. marketing to children restrictions	○
	d. marketing of breast-milk substitutes restrictions	●
8	Public awareness on diet and/or physical activity	○
9	Guidelines for the management of major NCDs	-
10	Drug therapy/counselling for high risk persons	○

○ = not achieved ⦿ = partially achieved ● = fully achieved - = documentation not available

World Health Organization - NCD Progress Monitor, 2015.

Paraguay

Total population: 6 687 000

Income group: Lower middle

Percentage of deaths from NCDs: 72%

Total number of NCD deaths: 23 000

Probability of premature mortality from NCDs: 19%

1	National NCD targets and indicators	●
2	Mortality data	◐
3	Risk factor surveys	●
4	National integrated NCD policy/strategy/action plan	●
5	Tobacco demand-reduction measures:	
	a. taxation	○
	b. smoke-free policies	○
	c. health warnings	○
	d. advertising bans	○
6	Harmful use of alcohol reduction measures:	
	a. availability regulations	◐
	b. advertising and promotion bans	●
	c. pricing policies	○
7	Unhealthy diet reduction measures:	
	a. salt/sodium policies	●
	b. saturated fatty acids and trans-fats policies	○
	c. marketing to children restrictions	○
	d. marketing of breast-milk substitutes restrictions	●
8	Public awareness on diet and/or physical activity	●
9	Guidelines for the management of major NCDs	◐
10	Drug therapy/counselling for high risk persons	○

○ = not achieved ◐ = partially achieved ● = fully achieved — = documentation not available

World Health Organization - NCD Progress Monitor, 2015.

Peru

Total population: 29 988 000

Income group: Upper middle

Percentage of deaths from NCDs: 66%

Total number of NCD deaths: 88 000

Probability of premature mortality from NCDs: 11%

1	National NCD targets and indicators*	○
2	Mortality data	●
3	Risk factor surveys*	●
4	National integrated NCD policy/strategy/action plan	○
5	Tobacco demand-reduction measures:	
	a. taxation	○
	b. smoke-free policies	●
	c. health warnings	●
	d. advertising bans	○
6	Harmful use of alcohol reduction measures:	
	a. availability regulations	●
	b. advertising and promotion bans	●
	c. pricing policies	○
7	Unhealthy diet reduction measures:	
	a. salt/sodium policies	●
	b. saturated fatty acids and trans-fats policies	●
	c. marketing to children restrictions	○
	d. marketing of breast-milk substitutes restrictions*	○
8	Public awareness on diet and/or physical activity	○
9	Guidelines for the management of major NCDs	○
10	Drug therapy/counselling for high risk persons	DK

○ = not achieved ● = partially achieved ● = fully achieved — = documentation not available

DK = don't know; * = data not validated

World Health Organization - NCD Progress Monitor, 2015.

Philippines

Total population: 96 707 000

Income group: Lower middle

Percentage of deaths from NCDs: 67%

Total number of NCD deaths: 383 000

Probability of premature mortality from NCDs: 28%

1	National NCD targets and indicators	○
2	Mortality data	●
3	Risk factor surveys	●
4	National integrated NCD policy/strategy/action plan	●
5	Tobacco demand-reduction measures:	
	a. taxation	◐
	b. smoke-free policies	◐
	c. health warnings	●
	d. advertising bans	◐
6	Harmful use of alcohol reduction measures:	
	a. availability regulations	◐
	b. advertising and promotion bans	◐
	c. pricing policies	◐
7	Unhealthy diet reduction measures:	
	a. salt/sodium policies	○
	b. saturated fatty acids and trans-fats policies	○
	c. marketing to children restrictions	○
	d. marketing of breast-milk substitutes restrictions	●
8	Public awareness on diet and/or physical activity	●
9	Guidelines for the management of major NCDs	◐
10	Drug therapy/counselling for high risk persons	○

○ = not achieved ◐ = partially achieved ● = fully achieved — = documentation not available

World Health Organization - NCD Progress Monitor, 2015.

Poland

Total population: 38 211 000

Income group: High

Percentage of deaths from NCDs: 90%

Total number of NCD deaths: 337 000

Probability of premature mortality from NCDs: 20%

1	National NCD targets and indicators	ⓘ
2	Mortality data	ⓘ
3	Risk factor surveys	ⓘ
4	National integrated NCD policy/strategy/action plan	●
5	Tobacco demand-reduction measures:	
	a. taxation	ⓘ
	b. smoke-free policies	ⓘ
	c. health warnings	ⓘ
	d. advertising bans	ⓘ
6	Harmful use of alcohol reduction measures:	
	a. availability regulations	ⓘ
	b. advertising and promotion bans	●
	c. pricing policies	ⓘ
7	Unhealthy diet reduction measures:	
	a. salt/sodium policies	DK
	b. saturated fatty acids and trans-fats policies	○
	c. marketing to children restrictions	●
	d. marketing of breast-milk substitutes restrictions	●
8	Public awareness on diet and/or physical activity	●
9	Guidelines for the management of major NCDs	DK
10	Drug therapy/counselling for high risk persons	DK

○ = not achieved ⓘ = partially achieved ● = fully achieved — = documentation not available

DK = don't know

World Health Organization - NCD Progress Monitor, 2015.

Portugal

Total population: 10 604 000

Income group: High

Percentage of deaths from NCDs: 86%

Total number of NCD deaths: 83 000

Probability of premature mortality from NCDs: 12%

1	National NCD targets and indicators	●
2	Mortality data	●
3	Risk factor surveys	◐
4	National integrated NCD policy/strategy/action plan	DK
5	Tobacco demand-reduction measures:	
	a. taxation	◐
	b. smoke-free policies	◐
	c. health warnings	◐
	d. advertising bans	◐
6	Harmful use of alcohol reduction measures:	
	a. availability regulations	◐
	b. advertising and promotion bans	●
	c. pricing policies	○
7	Unhealthy diet reduction measures:	
	a. salt/sodium policies	●
	b. saturated fatty acids and trans-fats policies	○
	c. marketing to children restrictions	●
	d. marketing of breast-milk substitutes restrictions	●
8	Public awareness on diet and/or physical activity	●
9	Guidelines for the management of major NCDs	●
10	Drug therapy/counselling for high risk persons	○

○ = not achieved ◐ = partially achieved ● = fully achieved — = documentation not available

DK = don't know

World Health Organization - NCD Progress Monitor, 2015.

Qatar

Total population: 2 051 000

Income group: High

Percentage of deaths from NCDs: 69%

Total number of NCD deaths: 2 000

Probability of premature mortality from NCDs: 14%

1	National NCD targets and indicators	●
2	Mortality data	●
3	Risk factor surveys	●
4	National integrated NCD policy/strategy/action plan	●
5	Tobacco demand-reduction measures:	
	a. taxation	○
	b. smoke-free policies	○
	c. health warnings	●
	d. advertising bans	●
6	Harmful use of alcohol reduction measures:	
	a. availability regulations	no data
	b. advertising and promotion bans	no data
	c. pricing policies	no data
7	Unhealthy diet reduction measures:	
	a. salt/sodium policies	●
	b. saturated fatty acids and trans-fats policies	●
	c. marketing to children restrictions	●
	d. marketing of breast-milk substitutes restrictions	○
8	Public awareness on diet and/or physical activity	●
9	Guidelines for the management of major NCDs	●
10	Drug therapy/counselling for high risk persons	●

○ = not achieved ● = partially achieved ● = fully achieved — = documentation not available

World Health Organization - NCD Progress Monitor, 2015.

Republic of Korea

Total population: 49 003 000

Income group: High

Percentage of deaths from NCDs: 79%

Total number of NCD deaths: 211 000

Probability of premature mortality from NCDs: 9%

1	National NCD targets and indicators	●
2	Mortality data	●
3	Risk factor surveys	●
4	National integrated NCD policy/strategy/action plan	◐
5	Tobacco demand-reduction measures:	
	a. taxation	◐
	b. smoke-free policies	○
	c. health warnings	◐
	d. advertising bans	○
6	Harmful use of alcohol reduction measures:	
	a. availability regulations	◐
	b. advertising and promotion bans	○
	c. pricing policies	◐
7	Unhealthy diet reduction measures:	
	a. salt/sodium policies	●
	b. saturated fatty acids and trans-fats policies	-
	c. marketing to children restrictions	●
	d. marketing of breast-milk substitutes restrictions	○
8	Public awareness on diet and/or physical activity	●
9	Guidelines for the management of major NCDs	●
10	Drug therapy/counselling for high risk persons	○

○ = not achieved ◐ = partially achieved ● = fully achieved - = documentation not available

World Health Organization - NCD Progress Monitor, 2015.

Republic of Moldova

Total population: 3 514 000

Income group: Lower middle

Percentage of deaths from NCDs: 89%

Total number of NCD deaths: 38 000

Probability of premature mortality from NCDs: 26%

1	National NCD targets and indicators	○
2	Mortality data	●
3	Risk factor surveys	●
4	National integrated NCD policy/strategy/action plan	●
5	Tobacco demand-reduction measures:	
	a. taxation	○
	b. smoke-free policies	◐
	c. health warnings	◐
	d. advertising bans	◐
6	Harmful use of alcohol reduction measures:	
	a. availability regulations	◐
	b. advertising and promotion bans	◐
	c. pricing policies	◐
7	Unhealthy diet reduction measures:	
	a. salt/sodium policies	○
	b. saturated fatty acids and trans-fats policies	◐
	c. marketing to children restrictions	◐
	d. marketing of breast-milk substitutes restrictions	○
8	Public awareness on diet and/or physical activity	○
9	Guidelines for the management of major NCDs	●
10	Drug therapy/counselling for high risk persons	○

○ = not achieved ◐ = partially achieved ● = fully achieved — = documentation not available

World Health Organization - NCD Progress Monitor, 2015.

Romania

Total population: 21 755 000

Income group: Upper middle

Percentage of deaths from NCDs: 92%

Total number of NCD deaths: 234 000

Probability of premature mortality from NCDs: 23%

1	National NCD targets and indicators	○
2	Mortality data	●
3	Risk factor surveys	○
4	National integrated NCD policy/strategy/action plan	○
5	Tobacco demand-reduction measures:	
	a. taxation	◐
	b. smoke-free policies	○
	c. health warnings	◐
	d. advertising bans	◐
6	Harmful use of alcohol reduction measures:	
	a. availability regulations	◐
	b. advertising and promotion bans	◐
	c. pricing policies	●
7	Unhealthy diet reduction measures:	
	a. salt/sodium policies	○
	b. saturated fatty acids and trans-fats policies	○
	c. marketing to children restrictions	○
	d. marketing of breast-milk substitutes restrictions	●
8	Public awareness on diet and/or physical activity	○
9	Guidelines for the management of major NCDs	●
10	Drug therapy/counselling for high risk persons	○

○ = not achieved ◐ = partially achieved ● = fully achieved — = documentation not available

World Health Organization - NCD Progress Monitor, 2015.

Russian Federation

Total population: 143 000 000

Income group: High

Percentage of deaths from NCDs: 86%

Total number of NCD deaths: 1 802 000

Probability of premature mortality from NCDs: 30%

1	National NCD targets and indicators	●
2	Mortality data	●
3	Risk factor surveys	●
4	National integrated NCD policy/strategy/action plan	●
5	Tobacco demand-reduction measures:	
	a. taxation	○
	b. smoke-free policies	●
	c. health warnings	◐
	d. advertising bans	●
6	Harmful use of alcohol reduction measures:	
	a. availability regulations	◐
	b. advertising and promotion bans	●
	c. pricing policies	◐
7	Unhealthy diet reduction measures:	
	a. salt/sodium policies	●
	b. saturated fatty acids and trans-fats policies	○
	c. marketing to children restrictions	○
	d. marketing of breast-milk substitutes restrictions	●
8	Public awareness on diet and/or physical activity	○
9	Guidelines for the management of major NCDs	●
10	Drug therapy/counselling for high risk persons	●

○ = not achieved ◐ = partially achieved ● = fully achieved — = documentation not available

World Health Organization - NCD Progress Monitor, 2015.

Rwanda

Total population: 11 458 000

Income group: Low

Percentage of deaths from NCDs: 36%

Total number of NCD deaths: 28 000

Probability of premature mortality from NCDs: 19%

1	National NCD targets and indicators	-
2	Mortality data	○
3	Risk factor surveys	●
4	National integrated NCD policy/strategy/action plan*	●
5	Tobacco demand-reduction measures:	
	a. taxation	○
	b. smoke-free policies	○
	c. health warnings	○
	d. advertising bans	○
6	Harmful use of alcohol reduction measures:	
	a. availability regulations	◐
	b. advertising and promotion bans	○
	c. pricing policies	◐
7	Unhealthy diet reduction measures:	
	a. salt/sodium policies	○
	b. saturated fatty acids and trans-fats policies	○
	c. marketing to children restrictions	○
	d. marketing of breast-milk substitutes restrictions	○
8	Public awareness on diet and/or physical activity	●
9	Guidelines for the management of major NCDs	-
10	Drug therapy/counselling for high risk persons	○

○ = not achieved ◐ = partially achieved ● = fully achieved - = documentation not available

* = data not validated

World Health Organization - NCD Progress Monitor, 2015.

Saint Kitts and Nevis

Total population: 54 000

Income group: High

Percentage of deaths from NCDs †

Total number of NCD deaths †

Probability of premature mortality from NCDs †

1	National NCD targets and indicators*	○
2	Mortality data	●
3	Risk factor surveys	◐
4	National integrated NCD policy/strategy/action plan	●
5	Tobacco demand-reduction measures:	
	a. taxation	○
	b. smoke-free policies	○
	c. health warnings	○
	d. advertising bans	○
6	Harmful use of alcohol reduction measures:	
	a. availability regulations	●
	b. advertising and promotion bans	◐
	c. pricing policies	◐
7	Unhealthy diet reduction measures:	
	a. salt/sodium policies	○
	b. saturated fatty acids and trans-fats policies	○
	c. marketing to children restrictions	○
	d. marketing of breast-milk substitutes restrictions	○
8	Public awareness on diet and/or physical activity	○
9	Guidelines for the management of major NCDs	○
10	Drug therapy/counselling for high risk persons	○

○ = not achieved ◐ = partially achieved ● = fully achieved — = documentation not available

† = see Explanatory Notes; * = data not validated

World Health Organization - NCD Progress Monitor, 2015.

Saint Lucia

Total population: 181 000

Income group: Upper middle

Percentage of deaths from NCDs †

Total number of NCD deaths †

Probability of premature mortality from NCDs †

1	National NCD targets and indicators*	○
2	Mortality data	●
3	Risk factor surveys	◐
4	National integrated NCD policy/strategy/action plan	○
5	Tobacco demand-reduction measures:	
	a. taxation	○
	b. smoke-free policies	○
	c. health warnings	○
	d. advertising bans	○
6	Harmful use of alcohol reduction measures:	
	a. availability regulations	◐
	b. advertising and promotion bans	◐
	c. pricing policies	○
7	Unhealthy diet reduction measures:	
	a. salt/sodium policies	○
	b. saturated fatty acids and trans-fats policies	○
	c. marketing to children restrictions	○
	d. marketing of breast-milk substitutes restrictions	○
8	Public awareness on diet and/or physical activity	●
9	Guidelines for the management of major NCDs	◐
10	Drug therapy/counselling for high risk persons	○

○ = not achieved ◐ = partially achieved ● = fully achieved — = documentation not available

† = see Explanatory Notes; * = data not validated

World Health Organization - NCD Progress Monitor, 2015.

Saint Vincent and the Grenadines

Total population: 109 000

Income group: Upper middle

Percentage of deaths from NCDs †

Total number of NCD deaths †

Probability of premature mortality from NCDs †

1	National NCD targets and indicators	●
2	Mortality data	●
3	Risk factor surveys	◐
4	National integrated NCD policy/strategy/action plan	◐
5	Tobacco demand-reduction measures:	
	a. taxation	○
	b. smoke-free policies	○
	c. health warnings	○
	d. advertising bans	○
6	Harmful use of alcohol reduction measures:	
	a. availability regulations	◐
	b. advertising and promotion bans	◐
	c. pricing policies	◐
7	Unhealthy diet reduction measures:	
	a. salt/sodium policies	○
	b. saturated fatty acids and trans-fats policies	○
	c. marketing to children restrictions	○
	d. marketing of breast-milk substitutes restrictions	○
8	Public awareness on diet and/or physical activity	●
9	Guidelines for the management of major NCDs	○
10	Drug therapy/counselling for high risk persons	○

○ = not achieved ◐ = partially achieved ● = fully achieved — = documentation not available

† = see Explanatory Notes

World Health Organization - NCD Progress Monitor, 2015.

Samoa

Total population: 189 000

Income group: Lower middle

Percentage of deaths from NCDs †

Total number of NCD deaths †

Probability of premature mortality from NCDs †

1	National NCD targets and indicators	no data
2	Mortality data	○
3	Risk factor surveys	no data
4	National integrated NCD policy/strategy/action plan	no data
5	Tobacco demand-reduction measures:	
	a. taxation	○
	b. smoke-free policies	◐
	c. health warnings	●
	d. advertising bans	◐
6	Harmful use of alcohol reduction measures:	
	a. availability regulations	no data
	b. advertising and promotion bans	no data
	c. pricing policies	no data
7	Unhealthy diet reduction measures:	
	a. salt/sodium policies	no data
	b. saturated fatty acids and trans-fats policies	no data
	c. marketing to children restrictions	no data
	d. marketing of breast-milk substitutes restrictions	no data
8	Public awareness on diet and/or physical activity	no data
9	Guidelines for the management of major NCDs	no data
10	Drug therapy/counselling for high risk persons	no data

○ = not achieved ◐ = partially achieved ● = fully achieved — = documentation not available

† = see Explanatory Notes

World Health Organization - NCD Progress Monitor, 2015.

San Marino

Total population: 31 000

Income group: High

Percentage of deaths from NCDs †

Total number of NCD deaths †

Probability of premature mortality from NCDs †

1	National NCD targets and indicators	○
2	Mortality data	●
3	Risk factor surveys	○
4	National integrated NCD policy/strategy/action plan	○
5	Tobacco demand-reduction measures:	
	a. taxation	●
	b. smoke-free policies	◐
	c. health warnings	○
	d. advertising bans	◐
6	Harmful use of alcohol reduction measures:	
	a. availability regulations	◐
	b. advertising and promotion bans	○
	c. pricing policies	○
7	Unhealthy diet reduction measures:	
	a. salt/sodium policies	○
	b. saturated fatty acids and trans-fats policies	○
	c. marketing to children restrictions	○
	d. marketing of breast-milk substitutes restrictions	○
8	Public awareness on diet and/or physical activity	○
9	Guidelines for the management of major NCDs	○
10	Drug therapy/counselling for high risk persons	DK

○ = not achieved ◐ = partially achieved ● = fully achieved — = documentation not available

† = see Explanatory Notes; DK = don't know

World Health Organization - NCD Progress Monitor, 2015.

Sao Tome and Principe

Total population: 188 000

Income group: Lower middle

Percentage of deaths from NCDs †

Total number of NCD deaths †

Probability of premature mortality from NCDs †

1	National NCD targets and indicators	○
2	Mortality data	○
3	Risk factor surveys	●
4	National integrated NCD policy/strategy/action plan	○
5	Tobacco demand-reduction measures:	
	a. taxation	○
	b. smoke-free policies	○
	c. health warnings	○
	d. advertising bans	○
6	Harmful use of alcohol reduction measures:	
	a. availability regulations	○
	b. advertising and promotion bans	○
	c. pricing policies	○
7	Unhealthy diet reduction measures:	
	a. salt/sodium policies	○
	b. saturated fatty acids and trans-fats policies	○
	c. marketing to children restrictions	○
	d. marketing of breast-milk substitutes restrictions	○
8	Public awareness on diet and/or physical activity	●
9	Guidelines for the management of major NCDs	○
10	Drug therapy/counselling for high risk persons	○

○ = not achieved ● = partially achieved ● = fully achieved — = documentation not available

† = see Explanatory Notes

World Health Organization - NCD Progress Monitor, 2015.

Saudi Arabia

Total population: 28 288 000

Income group: High

Percentage of deaths from NCDs: 78%

Total number of NCD deaths: 70 000

Probability of premature mortality from NCDs: 17%

1	National NCD targets and indicators	○
2	Mortality data	◐
3	Risk factor surveys	●
4	National integrated NCD policy/strategy/action plan	◐
5	Tobacco demand-reduction measures:	
	a. taxation	○
	b. smoke-free policies	●
	c. health warnings	◐
	d. advertising bans	○
6	Harmful use of alcohol reduction measures:	
	a. availability regulations	●
	b. advertising and promotion bans	●
	c. pricing policies	●
7	Unhealthy diet reduction measures:	
	a. salt/sodium policies	●
	b. saturated fatty acids and trans-fats policies	○
	c. marketing to children restrictions	○
	d. marketing of breast-milk substitutes restrictions	○
8	Public awareness on diet and/or physical activity	●
9	Guidelines for the management of major NCDs	-
10	Drug therapy/counselling for high risk persons	no data

○ = not achieved ◐ = partially achieved ● = fully achieved - = documentation not available

World Health Organization - NCD Progress Monitor, 2015.

Senegal

Total population: 13 726 000

Income group: Lower middle

Percentage of deaths from NCDs: 34%

Total number of NCD deaths: 34 000

Probability of premature mortality from NCDs: 17%

1	National NCD targets and indicators	○
2	Mortality data	○
3	Risk factor surveys	●
4	National integrated NCD policy/strategy/action plan	○
5	Tobacco demand-reduction measures:	
	a. taxation	○
	b. smoke-free policies	◐
	c. health warnings	◐
	d. advertising bans	◐
6	Harmful use of alcohol reduction measures:	
	a. availability regulations	◐
	b. advertising and promotion bans	●
	c. pricing policies	○
7	Unhealthy diet reduction measures:	
	a. salt/sodium policies	○
	b. saturated fatty acids and trans-fats policies	○
	c. marketing to children restrictions	○
	d. marketing of breast-milk substitutes restrictions	DK
8	Public awareness on diet and/or physical activity	○
9	Guidelines for the management of major NCDs	○
10	Drug therapy/counselling for high risk persons	DK

○ = not achieved ◐ = partially achieved ● = fully achieved — = documentation not available

DK = don't know

World Health Organization - NCD Progress Monitor, 2015.

Serbia

Total population: 9 553 000

Income group: Upper middle

Percentage of deaths from NCDs: 95%

Total number of NCD deaths: 107 000

Probability of premature mortality from NCDs: 25%

1	National NCD targets and indicators	●
2	Mortality data	●
3	Risk factor surveys	◐
4	National integrated NCD policy/strategy/action plan	○
5	Tobacco demand-reduction measures:	
	a. taxation	◐
	b. smoke-free policies	◐
	c. health warnings	◐
	d. advertising bans	◐
6	Harmful use of alcohol reduction measures:	
	a. availability regulations	◐
	b. advertising and promotion bans	◐
	c. pricing policies	●
7	Unhealthy diet reduction measures:	
	a. salt/sodium policies	○
	b. saturated fatty acids and trans-fats policies	○
	c. marketing to children restrictions	○
	d. marketing of breast-milk substitutes restrictions	DK
8	Public awareness on diet and/or physical activity	DK
9	Guidelines for the management of major NCDs	●
10	Drug therapy/counselling for high risk persons	DK

○ = not achieved ◐ = partially achieved ● = fully achieved — = documentation not available

DK = don't know

World Health Organization - NCD Progress Monitor, 2015.

Seychelles

Total population: 92 000

Income group: Upper middle

Percentage of deaths from NCDs †

Total number of NCD deaths †

Probability of premature mortality from NCDs †

1	National NCD targets and indicators	no data
2	Mortality data	●
3	Risk factor surveys	◐
4	National integrated NCD policy/strategy/action plan	○
5	Tobacco demand-reduction measures:	
	a. taxation	◐
	b. smoke-free policies	●
	c. health warnings	●
	d. advertising bans	◐
6	Harmful use of alcohol reduction measures:	
	a. availability regulations	◐
	b. advertising and promotion bans	◐
	c. pricing policies	◐
7	Unhealthy diet reduction measures:	
	a. salt/sodium policies	○
	b. saturated fatty acids and trans-fats policies	○
	c. marketing to children restrictions	○
	d. marketing of breast-milk substitutes restrictions	-
8	Public awareness on diet and/or physical activity	●
9	Guidelines for the management of major NCDs	-
10	Drug therapy/counselling for high risk persons	○

○ = not achieved ◐ = partially achieved ● = fully achieved - = documentation not available

† = see Explanatory Notes

World Health Organization - NCD Progress Monitor, 2015.

Sierra Leone

Total population: 5 979 000

Income group: Low

Percentage of deaths from NCDs: 26%

Total number of NCD deaths: 27 000

Probability of premature mortality from NCDs: 27%

1	National NCD targets and indicators	no data
2	Mortality data	○
3	Risk factor surveys	●
4	National integrated NCD policy/strategy/action plan	○
5	Tobacco demand-reduction measures:	
	a. taxation	○
	b. smoke-free policies	○
	c. health warnings	○
	d. advertising bans	○
6	Harmful use of alcohol reduction measures:	
	a. availability regulations	●
	b. advertising and promotion bans	○
	c. pricing policies	●
7	Unhealthy diet reduction measures:	
	a. salt/sodium policies	○
	b. saturated fatty acids and trans-fats policies	○
	c. marketing to children restrictions	○
	d. marketing of breast-milk substitutes restrictions	○
8	Public awareness on diet and/or physical activity	○
9	Guidelines for the management of major NCDs	○
10	Drug therapy/counselling for high risk persons	○

○ = not achieved ● = partially achieved ● = fully achieved — = documentation not available

World Health Organization - NCD Progress Monitor, 2015.

Singapore

Total population: 5 303 000

Income group: High

Percentage of deaths from NCDs: 76%

Total number of NCD deaths: 18 000

Probability of premature mortality from NCDs: 10%

1	National NCD targets and indicators	●
2	Mortality data	●
3	Risk factor surveys	●
4	National integrated NCD policy/strategy/action plan	○
5	Tobacco demand-reduction measures:	
	a. taxation	◐
	b. smoke-free policies	◐
	c. health warnings	●
	d. advertising bans	◐
6	Harmful use of alcohol reduction measures:	
	a. availability regulations	◐
	b. advertising and promotion bans	○
	c. pricing policies	◐
7	Unhealthy diet reduction measures:	
	a. salt/sodium policies	●
	b. saturated fatty acids and trans-fats policies	●
	c. marketing to children restrictions	●
	d. marketing of breast-milk substitutes restrictions	○
8	Public awareness on diet and/or physical activity	●
9	Guidelines for the management of major NCDs	●
10	Drug therapy/counselling for high risk persons	DK

○ = not achieved ◐ = partially achieved ● = fully achieved — = documentation not available

DK = don't know

World Health Organization - NCD Progress Monitor, 2015.

Slovakia

Total population: 5 446 000

Income group: High

Percentage of deaths from NCDs: 90%

Total number of NCD deaths: 46 000

Probability of premature mortality from NCDs: 19%

1	National NCD targets and indicators	○
2	Mortality data	●
3	Risk factor surveys	●
4	National integrated NCD policy/strategy/action plan	◐
5	Tobacco demand-reduction measures:	
	a. taxation	◐
	b. smoke-free policies	◐
	c. health warnings	◐
	d. advertising bans	◐
6	Harmful use of alcohol reduction measures:	
	a. availability regulations	◐
	b. advertising and promotion bans	◐
	c. pricing policies	◐
7	Unhealthy diet reduction measures:	
	a. salt/sodium policies	○
	b. saturated fatty acids and trans-fats policies	○
	c. marketing to children restrictions	○
	d. marketing of breast-milk substitutes restrictions	○
8	Public awareness on diet and/or physical activity	●
9	Guidelines for the management of major NCDs	-
10	Drug therapy/counselling for high risk persons	○

○ = not achieved ◐ = partially achieved ● = fully achieved - = documentation not available

World Health Organization - NCD Progress Monitor, 2015.

Slovenia

Total population: 2 068 000

Income group: High

Percentage of deaths from NCDs: 88%

Total number of NCD deaths: 16 000

Probability of premature mortality from NCDs: 13%

1	National NCD targets and indicators	◐
2	Mortality data	●
3	Risk factor surveys	●
4	National integrated NCD policy/strategy/action plan	○
5	Tobacco demand-reduction measures:	
	a. taxation	◐
	b. smoke-free policies	◐
	c. health warnings	◐
	d. advertising bans	◐
6	Harmful use of alcohol reduction measures:	
	a. availability regulations	◐
	b. advertising and promotion bans	●
	c. pricing policies	◐
7	Unhealthy diet reduction measures:	
	a. salt/sodium policies	●
	b. saturated fatty acids and trans-fats policies	●
	c. marketing to children restrictions	●
	d. marketing of breast-milk substitutes restrictions	●
8	Public awareness on diet and/or physical activity	●
9	Guidelines for the management of major NCDs	◐
10	Drug therapy/counselling for high risk persons	●

○ = not achieved ◐ = partially achieved ● = fully achieved — = documentation not available

World Health Organization - NCD Progress Monitor, 2015.

Solomon Islands

Total population: 550 000

Income group: Lower middle

Percentage of deaths from NCDs: 60%

Total number of NCD deaths: 2 000

Probability of premature mortality from NCDs: 24%

1	National NCD targets and indicators	●
2	Mortality data	○
3	Risk factor surveys	◐
4	National integrated NCD policy/strategy/action plan	●
5	Tobacco demand-reduction measures:	
	a. taxation	○
	b. smoke-free policies	◐
	c. health warnings	●
	d. advertising bans	◐
6	Harmful use of alcohol reduction measures:	
	a. availability regulations	no data
	b. advertising and promotion bans	no data
	c. pricing policies	no data
7	Unhealthy diet reduction measures:	
	a. salt/sodium policies	○
	b. saturated fatty acids and trans-fats policies	○
	c. marketing to children restrictions	○
	d. marketing of breast-milk substitutes restrictions	DK
8	Public awareness on diet and/or physical activity	-
9	Guidelines for the management of major NCDs	-
10	Drug therapy/counselling for high risk persons	○

○ = not achieved ◐ = partially achieved ● = fully achieved — = documentation not available

DK = don't know

World Health Organization - NCD Progress Monitor, 2015.

Somalia

Total population: 10 195 000

Income group: Low

Percentage of deaths from NCDs: 19%

Total number of NCD deaths: 27 000

Probability of premature mortality from NCDs: 19%

1	National NCD targets and indicators	○
2	Mortality data	○
3	Risk factor surveys	○
4	National integrated NCD policy/strategy/action plan	○
5	Tobacco demand-reduction measures:	
	a. taxation	no data
	b. smoke-free policies	○
	c. health warnings	○
	d. advertising bans	○
6	Harmful use of alcohol reduction measures:	
	a. availability regulations	●
	b. advertising and promotion bans	●
	c. pricing policies	●
7	Unhealthy diet reduction measures:	
	a. salt/sodium policies	○
	b. saturated fatty acids and trans-fats policies	○
	c. marketing to children restrictions	○
	d. marketing of breast-milk substitutes restrictions	○
8	Public awareness on diet and/or physical activity	○
9	Guidelines for the management of major NCDs	○
10	Drug therapy/counselling for high risk persons	○

○ = not achieved ◐ = partially achieved ● = fully achieved — = documentation not available

World Health Organization - NCD Progress Monitor, 2015.

South Africa

Total population: 52 386 000

Income group: Upper middle

Percentage of deaths from NCDs: 43%

Total number of NCD deaths: 264 000

Probability of premature mortality from NCDs: 27%

1	National NCD targets and indicators	●
2	Mortality data	◐
3	Risk factor surveys	◐
4	National integrated NCD policy/strategy/action plan	○
5	Tobacco demand-reduction measures:	
	a. taxation	○
	b. smoke-free policies	○
	c. health warnings	○
	d. advertising bans	◐
6	Harmful use of alcohol reduction measures:	
	a. availability regulations	◐
	b. advertising and promotion bans	◐
	c. pricing policies	●
7	Unhealthy diet reduction measures:	
	a. salt/sodium policies	●
	b. saturated fatty acids and trans-fats policies	-
	c. marketing to children restrictions	-
	d. marketing of breast-milk substitutes restrictions	-
8	Public awareness on diet and/or physical activity	●
9	Guidelines for the management of major NCDs	-
10	Drug therapy/counselling for high risk persons	DK

○ = not achieved ◐ = partially achieved ● = fully achieved - = documentation not available

DK = don't know

World Health Organization - NCD Progress Monitor, 2015.

South Sudan

Total population: 10 838 000

Income group: Low

Percentage of deaths from NCDs: 26%

Total number of NCD deaths: 33 000

Probability of premature mortality from NCDs: 20%

1	National NCD targets and indicators	no data
2	Mortality data	○
3	Risk factor surveys	no data
4	National integrated NCD policy/strategy/action plan	no data
5	Tobacco demand-reduction measures:	
	a. taxation	no data
	b. smoke-free policies	○
	c. health warnings	○
	d. advertising bans	○
6	Harmful use of alcohol reduction measures:	
	a. availability regulations	no data
	b. advertising and promotion bans	no data
	c. pricing policies	no data
7	Unhealthy diet reduction measures:	
	a. salt/sodium policies	no data
	b. saturated fatty acids and trans-fats policies	no data
	c. marketing to children restrictions	no data
	d. marketing of breast-milk substitutes restrictions	no data
8	Public awareness on diet and/or physical activity	no data
9	Guidelines for the management of major NCDs	no data
10	Drug therapy/counselling for high risk persons	no data

○ = not achieved ◐ = partially achieved ● = fully achieved — = documentation not available

World Health Organization - NCD Progress Monitor, 2015.

Spain

Total population: 46 755 000

Income group: High

Percentage of deaths from NCDs: 92%

Total number of NCD deaths: 365 000

Probability of premature mortality from NCDs: 11%

1	National NCD targets and indicators	○
2	Mortality data	●
3	Risk factor surveys	●
4	National integrated NCD policy/strategy/action plan	○
5	Tobacco demand-reduction measures:	
	a. taxation	◐
	b. smoke-free policies	●
	c. health warnings	◐
	d. advertising bans	●
6	Harmful use of alcohol reduction measures:	
	a. availability regulations	◐
	b. advertising and promotion bans	◐
	c. pricing policies	○
7	Unhealthy diet reduction measures:	
	a. salt/sodium policies	●
	b. saturated fatty acids and trans-fats policies	●
	c. marketing to children restrictions	●
	d. marketing of breast-milk substitutes restrictions	○
8	Public awareness on diet and/or physical activity	●
9	Guidelines for the management of major NCDs	●
10	Drug therapy/counselling for high risk persons	●

○ = not achieved ◐ = partially achieved ● = fully achieved — = documentation not available

World Health Organization - NCD Progress Monitor, 2015.

Sri Lanka

Total population: 21 098 000

Income group: Lower middle

Percentage of deaths from NCDs: 75%

Total number of NCD deaths: 104 000

Probability of premature mortality from NCDs: 18%

1	National NCD targets and indicators	●
2	Mortality data	◐
3	Risk factor surveys	◐
4	National integrated NCD policy/strategy/action plan*	●
5	Tobacco demand-reduction measures:	
	a. taxation	◐
	b. smoke-free policies	◐
	c. health warnings	●
	d. advertising bans	◐
6	Harmful use of alcohol reduction measures:	
	a. availability regulations	◐
	b. advertising and promotion bans	◐
	c. pricing policies	●
7	Unhealthy diet reduction measures:	
	a. salt/sodium policies	○
	b. saturated fatty acids and trans-fats policies	○
	c. marketing to children restrictions	○
	d. marketing of breast-milk substitutes restrictions	●
8	Public awareness on diet and/or physical activity	●
9	Guidelines for the management of major NCDs	◐
10	Drug therapy/counselling for high risk persons	○

○ = not achieved ◐ = partially achieved ● = fully achieved — = documentation not available

* = data not validated

World Health Organization - NCD Progress Monitor, 2015.

Sudan

Total population: 37 195 000

Income group: Lower middle

Percentage of deaths from NCDs: 34%

Total number of NCD deaths: 101 000

Probability of premature mortality from NCDs: 17%

1	National NCD targets and indicators	○
2	Mortality data	○
3	Risk factor surveys	●
4	National integrated NCD policy/strategy/action plan	○
5	Tobacco demand-reduction measures:	
	a. taxation	●
	b. smoke-free policies	○
	c. health warnings	○
	d. advertising bans	●
6	Harmful use of alcohol reduction measures:	
	a. availability regulations	●
	b. advertising and promotion bans	●
	c. pricing policies	●
7	Unhealthy diet reduction measures:	
	a. salt/sodium policies	○
	b. saturated fatty acids and trans-fats policies	○
	c. marketing to children restrictions	○
	d. marketing of breast-milk substitutes restrictions	○
8	Public awareness on diet and/or physical activity	○
9	Guidelines for the management of major NCDs*	●
10	Drug therapy/counselling for high risk persons	○

○ = not achieved ● = partially achieved ● = fully achieved — = documentation not available

* = data not validated

World Health Organization - NCD Progress Monitor, 2015.

Suriname

Total population: 535 000

Income group: Upper middle

Percentage of deaths from NCDs: 68%

Total number of NCD deaths: 2 000

Probability of premature mortality from NCDs: 14%

1	National NCD targets and indicators	●
2	Mortality data	●
3	Risk factor surveys	●
4	National integrated NCD policy/strategy/action plan	●
5	Tobacco demand-reduction measures:	
	a. taxation	○
	b. smoke-free policies	●
	c. health warnings	◐
	d. advertising bans	●
6	Harmful use of alcohol reduction measures:	
	a. availability regulations	◐
	b. advertising and promotion bans	◐
	c. pricing policies	◐
7	Unhealthy diet reduction measures:	
	a. salt/sodium policies	○
	b. saturated fatty acids and trans-fats policies	○
	c. marketing to children restrictions	○
	d. marketing of breast-milk substitutes restrictions	○
8	Public awareness on diet and/or physical activity	●
9	Guidelines for the management of major NCDs	◐
10	Drug therapy/counselling for high risk persons	DK

○ = not achieved ◐ = partially achieved ● = fully achieved — = documentation not available

DK = don't know

World Health Organization - NCD Progress Monitor, 2015.

Swaziland

Total population: 1 231 000

Income group: Lower middle

Percentage of deaths from NCDs: 28%

Total number of NCD deaths: 4 000

Probability of premature mortality from NCDs: 21%

1	National NCD targets and indicators	-
2	Mortality data	○
3	Risk factor surveys	●
4	National integrated NCD policy/strategy/action plan	○
5	Tobacco demand-reduction measures:	
	a. taxation	○
	b. smoke-free policies	○
	c. health warnings	◐
	d. advertising bans	◐
6	Harmful use of alcohol reduction measures:	
	a. availability regulations	●
	b. advertising and promotion bans	○
	c. pricing policies	○
7	Unhealthy diet reduction measures:	
	a. salt/sodium policies	○
	b. saturated fatty acids and trans-fats policies	○
	c. marketing to children restrictions	○
	d. marketing of breast-milk substitutes restrictions	-
8	Public awareness on diet and/or physical activity	●
9	Guidelines for the management of major NCDs	no data
10	Drug therapy/counselling for high risk persons	○

○ = not achieved ◐ = partially achieved ● = fully achieved - = documentation not available

World Health Organization - NCD Progress Monitor, 2015.

Sweden

Total population: 9 511 000

Income group: High

Percentage of deaths from NCDs: 90%

Total number of NCD deaths: 82 000

Probability of premature mortality from NCDs: 10%

1	National NCD targets and indicators	○
2	Mortality data	●
3	Risk factor surveys	●
4	National integrated NCD policy/strategy/action plan	◐
5	Tobacco demand-reduction measures:	
	a. taxation	○
	b. smoke-free policies	○
	c. health warnings	◐
	d. advertising bans	◐
6	Harmful use of alcohol reduction measures:	
	a. availability regulations	◐
	b. advertising and promotion bans	●
	c. pricing policies	◐
7	Unhealthy diet reduction measures:	
	a. salt/sodium policies	○
	b. saturated fatty acids and trans-fats policies	○
	c. marketing to children restrictions	○
	d. marketing of breast-milk substitutes restrictions	●
8	Public awareness on diet and/or physical activity	●
9	Guidelines for the management of major NCDs	◐
10	Drug therapy/counselling for high risk persons	●

○ = not achieved ◐ = partially achieved ● = fully achieved — = documentation not available

World Health Organization - NCD Progress Monitor, 2015.

Switzerland

Total population: 7 997 000

Income group: High

Percentage of deaths from NCDs: 91%

Total number of NCD deaths: 56 000

Probability of premature mortality from NCDs: 9%

1	National NCD targets and indicators	◐
2	Mortality data	●
3	Risk factor surveys	●
4	National integrated NCD policy/strategy/action plan	○
5	Tobacco demand-reduction measures:	
	a. taxation	◐
	b. smoke-free policies	○
	c. health warnings	◐
	d. advertising bans	○
6	Harmful use of alcohol reduction measures:	
	a. availability regulations	◐
	b. advertising and promotion bans	◐
	c. pricing policies	○
7	Unhealthy diet reduction measures:	
	a. salt/sodium policies	●
	b. saturated fatty acids and trans-fats policies	●
	c. marketing to children restrictions	-
	d. marketing of breast-milk substitutes restrictions	●
8	Public awareness on diet and/or physical activity	●
9	Guidelines for the management of major NCDs	DK
10	Drug therapy/counselling for high risk persons	DK

○ = not achieved ◐ = partially achieved ● = fully achieved - = documentation not available

DK = don't know

World Health Organization - NCD Progress Monitor, 2015.

Syrian Arab Republic

Total population: 21 890 000

Income group: Lower middle

Percentage of deaths from NCDs: 46%

Total number of NCD deaths: 62 000

Probability of premature mortality from NCDs: 19%

1	National NCD targets and indicators	○
2	Mortality data	●
3	Risk factor surveys	○
4	National integrated NCD policy/strategy/action plan	○
5	Tobacco demand-reduction measures:	
	a. taxation	no data
	b. smoke-free policies	●
	c. health warnings	○
	d. advertising bans	●
6	Harmful use of alcohol reduction measures:	
	a. availability regulations	●
	b. advertising and promotion bans	●
	c. pricing policies	●
7	Unhealthy diet reduction measures:	
	a. salt/sodium policies	○
	b. saturated fatty acids and trans-fats policies	○
	c. marketing to children restrictions	○
	d. marketing of breast-milk substitutes restrictions	DK
8	Public awareness on diet and/or physical activity	○
9	Guidelines for the management of major NCDs	○
10	Drug therapy/counselling for high risk persons	○

○ = not achieved ● = partially achieved ● = fully achieved — = documentation not available

DK = don't know

World Health Organization - NCD Progress Monitor, 2015.

Tajikistan

Total population: 8 009 000

Income group: Low

Percentage of deaths from NCDs: 62%

Total number of NCD deaths: 30 000

Probability of premature mortality from NCDs: 29%

1	National NCD targets and indicators	●
2	Mortality data	◐
3	Risk factor surveys	◐
4	National integrated NCD policy/strategy/action plan	●
5	Tobacco demand-reduction measures:	
	a. taxation	○
	b. smoke-free policies	○
	c. health warnings	○
	d. advertising bans	◐
6	Harmful use of alcohol reduction measures:	
	a. availability regulations	◐
	b. advertising and promotion bans	○
	c. pricing policies	●
7	Unhealthy diet reduction measures:	
	a. salt/sodium policies	●
	b. saturated fatty acids and trans-fats policies	●
	c. marketing to children restrictions	●
	d. marketing of breast-milk substitutes restrictions	○
8	Public awareness on diet and/or physical activity	●
9	Guidelines for the management of major NCDs	●
10	Drug therapy/counselling for high risk persons	○

○ = not achieved ◐ = partially achieved ● = fully achieved — = documentation not available

World Health Organization - NCD Progress Monitor, 2015.

Thailand

Total population: 66 785 000

Income group: Upper middle

Percentage of deaths from NCDs: 71%

Total number of NCD deaths: 354 000

Probability of premature mortality from NCDs: 16%

1	National NCD targets and indicators	●
2	Mortality data	◐
3	Risk factor surveys	●
4	National integrated NCD policy/strategy/action plan	○
5	Tobacco demand-reduction measures:	
	a. taxation	◐
	b. smoke-free policies	●
	c. health warnings	●
	d. advertising bans	◐
6	Harmful use of alcohol reduction measures:	
	a. availability regulations	●
	b. advertising and promotion bans	●
	c. pricing policies	◐
7	Unhealthy diet reduction measures:	
	a. salt/sodium policies	○
	b. saturated fatty acids and trans-fats policies	○
	c. marketing to children restrictions	○
	d. marketing of breast-milk substitutes restrictions	-
8	Public awareness on diet and/or physical activity	●
9	Guidelines for the management of major NCDs	●
10	Drug therapy/counselling for high risk persons	○

○ = not achieved ◐ = partially achieved ● = fully achieved - = documentation not available

World Health Organization - NCD Progress Monitor, 2015.

The former Yugoslav Republic of Macedonia

Total population: 2 106 000

Income group: Upper middle

Percentage of deaths from NCDs: 95%

Total number of NCD deaths: 19 000

Probability of premature mortality from NCDs: 22%

1	National NCD targets and indicators	○
2	Mortality data	●
3	Risk factor surveys	○
4	National integrated NCD policy/strategy/action plan	○
5	Tobacco demand-reduction measures:	
	a. taxation	◐
	b. smoke-free policies	◐
	c. health warnings	◐
	d. advertising bans	◐
6	Harmful use of alcohol reduction measures:	
	a. availability regulations	◐
	b. advertising and promotion bans	◐
	c. pricing policies	◐
7	Unhealthy diet reduction measures:	
	a. salt/sodium policies	○
	b. saturated fatty acids and trans-fats policies	○
	c. marketing to children restrictions	○
	d. marketing of breast-milk substitutes restrictions	●
8	Public awareness on diet and/or physical activity	●
9	Guidelines for the management of major NCDs	●
10	Drug therapy/counselling for high risk persons	●

○ = not achieved ◐ = partially achieved ● = fully achieved — = documentation not available

World Health Organization - NCD Progress Monitor, 2015.

Timor-Leste

Total population: 1 114 000

Income group: Lower middle

Percentage of deaths from NCDs: 44%

Total number of NCD deaths: 3 000

Probability of premature mortality from NCDs: 24%

1	National NCD targets and indicators	●
2	Mortality data	○
3	Risk factor surveys	◐
4	National integrated NCD policy/strategy/action plan	○
5	Tobacco demand-reduction measures:	
	a. taxation	○
	b. smoke-free policies	○
	c. health warnings	○
	d. advertising bans	○
6	Harmful use of alcohol reduction measures:	
	a. availability regulations	◐
	b. advertising and promotion bans	○
	c. pricing policies	◐
7	Unhealthy diet reduction measures:	
	a. salt/sodium policies	DK
	b. saturated fatty acids and trans-fats policies	DK
	c. marketing to children restrictions	●
	d. marketing of breast-milk substitutes restrictions	DK
8	Public awareness on diet and/or physical activity	●
9	Guidelines for the management of major NCDs	○
10	Drug therapy/counselling for high risk persons	DK

○ = not achieved ◐ = partially achieved ● = fully achieved — = documentation not available

DK = don't know

World Health Organization - NCD Progress Monitor, 2015.

Togo

Total population: 6 643 000

Income group: Low

Percentage of deaths from NCDs: 30%

Total number of NCD deaths: 19 000

Probability of premature mortality from NCDs: 20%

1	National NCD targets and indicators	●
2	Mortality data	○
3	Risk factor surveys	◐
4	National integrated NCD policy/strategy/action plan*	●
5	Tobacco demand-reduction measures:	
	a. taxation	○
	b. smoke-free policies	◐
	c. health warnings	◐
	d. advertising bans	●
6	Harmful use of alcohol reduction measures:	
	a. availability regulations	◐
	b. advertising and promotion bans	○
	c. pricing policies	●
7	Unhealthy diet reduction measures:	
	a. salt/sodium policies	○
	b. saturated fatty acids and trans-fats policies	○
	c. marketing to children restrictions	○
	d. marketing of breast-milk substitutes restrictions	○
8	Public awareness on diet and/or physical activity	●
9	Guidelines for the management of major NCDs	◐
10	Drug therapy/counselling for high risk persons	○

○ = not achieved ◐ = partially achieved ● = fully achieved — = documentation not available

* = data not validated

World Health Organization - NCD Progress Monitor, 2015.

Tonga

Total population: 105 000

Income group: Upper middle

Percentage of deaths from NCDs †

Total number of NCD deaths †

Probability of premature mortality from NCDs †

1	National NCD targets and indicators	●
2	Mortality data	○
3	Risk factor surveys	◐
4	National integrated NCD policy/strategy/action plan	◑
5	Tobacco demand-reduction measures:	
	a. taxation	◐
	b. smoke-free policies	○
	c. health warnings	◐
	d. advertising bans	◐
6	Harmful use of alcohol reduction measures:	
	a. availability regulations	●
	b. advertising and promotion bans	○
	c. pricing policies	◐
7	Unhealthy diet reduction measures:	
	a. salt/sodium policies	○
	b. saturated fatty acids and trans-fats policies	-
	c. marketing to children restrictions	-
	d. marketing of breast-milk substitutes restrictions	○
8	Public awareness on diet and/or physical activity	●
9	Guidelines for the management of major NCDs	◐
10	Drug therapy/counselling for high risk persons	○

○ = not achieved ◐ = partially achieved ● = fully achieved - = documentation not available

† = see Explanatory Notes

World Health Organization - NCD Progress Monitor, 2015.

Trinidad and Tobago

Total population: 1 337 000

Income group: High

Percentage of deaths from NCDs: 80%

Total number of NCD deaths: 10 000

Probability of premature mortality from NCDs: 26%

1	National NCD targets and indicators	no data
2	Mortality data	●
3	Risk factor surveys	no data
4	National integrated NCD policy/strategy/action plan	no data
5	Tobacco demand-reduction measures:	
	a. taxation	○
	b. smoke-free policies	●
	c. health warnings	●
	d. advertising bans	○
6	Harmful use of alcohol reduction measures:	
	a. availability regulations	●
	b. advertising and promotion bans	◐
	c. pricing policies	◐
7	Unhealthy diet reduction measures:	
	a. salt/sodium policies	no data
	b. saturated fatty acids and trans-fats policies	no data
	c. marketing to children restrictions	no data
	d. marketing of breast-milk substitutes restrictions	no data
8	Public awareness on diet and/or physical activity	no data
9	Guidelines for the management of major NCDs	no data
10	Drug therapy/counselling for high risk persons	no data

○ = not achieved ◐ = partially achieved ● = fully achieved — = documentation not available

World Health Organization - NCD Progress Monitor, 2015.

Tunisia

Total population: 10 875 000

Income group: Upper middle

Percentage of deaths from NCDs: 82%

Total number of NCD deaths: 49 000

Probability of premature mortality from NCDs: 17%

1	National NCD targets and indicators*	○
2	Mortality data	◐
3	Risk factor surveys	◐
4	National integrated NCD policy/strategy/action plan	○
5	Tobacco demand-reduction measures:	
	a. taxation	◐
	b. smoke-free policies	○
	c. health warnings	○
	d. advertising bans	◐
6	Harmful use of alcohol reduction measures:	
	a. availability regulations	●
	b. advertising and promotion bans	●
	c. pricing policies	◐
7	Unhealthy diet reduction measures:	
	a. salt/sodium policies	-
	b. saturated fatty acids and trans-fats policies	●
	c. marketing to children restrictions	○
	d. marketing of breast-milk substitutes restrictions	●
8	Public awareness on diet and/or physical activity	●
9	Guidelines for the management of major NCDs	no data
10	Drug therapy/counselling for high risk persons	no data

○ = not achieved ◐ = partially achieved ● = fully achieved - = documentation not available

* = data not validated

World Health Organization - NCD Progress Monitor, 2015.

Turkey

Total population: 73 997 000

Income group: Upper middle

Percentage of deaths from NCDs: 86%

Total number of NCD deaths: 362 000

Probability of premature mortality from NCDs: 18%

1	National NCD targets and indicators	●
2	Mortality data	◐
3	Risk factor surveys	●
4	National integrated NCD policy/strategy/action plan	○
5	Tobacco demand-reduction measures:	
	a. taxation	◐
	b. smoke-free policies	●
	c. health warnings	●
	d. advertising bans	●
6	Harmful use of alcohol reduction measures:	
	a. availability regulations	◐
	b. advertising and promotion bans	◐
	c. pricing policies	◐
7	Unhealthy diet reduction measures:	
	a. salt/sodium policies	●
	b. saturated fatty acids and trans-fats policies	○
	c. marketing to children restrictions	○
	d. marketing of breast-milk substitutes restrictions	○
8	Public awareness on diet and/or physical activity	●
9	Guidelines for the management of major NCDs	○
10	Drug therapy/counselling for high risk persons	DK

○ = not achieved ◐ = partially achieved ● = fully achieved — = documentation not available

DK = don't know

World Health Organization - NCD Progress Monitor, 2015.

Turkmenistan

Total population: 5 173 000

Income group: Upper middle

Percentage of deaths from NCDs: 76%

Total number of NCD deaths: 34 000

Probability of premature mortality from NCDs: 41%

1	National NCD targets and indicators	○
2	Mortality data	◐
3	Risk factor surveys	◐
4	National integrated NCD policy/strategy/action plan	●
5	Tobacco demand-reduction measures:	
	a. taxation	○
	b. smoke-free policies	●
	c. health warnings	●
	d. advertising bans	◐
6	Harmful use of alcohol reduction measures:	
	a. availability regulations	◐
	b. advertising and promotion bans	●
	c. pricing policies	◐
7	Unhealthy diet reduction measures:	
	a. salt/sodium policies	●
	b. saturated fatty acids and trans-fats policies	○
	c. marketing to children restrictions	○
	d. marketing of breast-milk substitutes restrictions	●
8	Public awareness on diet and/or physical activity	●
9	Guidelines for the management of major NCDs	●
10	Drug therapy/counselling for high risk persons	◐

○ = not achieved ◐ = partially achieved ● = fully achieved — = documentation not available

World Health Organization - NCD Progress Monitor, 2015.

Tuvalu

Total population: 10 000

Income group: Upper middle

Percentage of deaths from NCDs †

Total number of NCD deaths †

Probability of premature mortality from NCDs †

1	National NCD targets and indicators	●
2	Mortality data	○
3	Risk factor surveys	◐
4	National integrated NCD policy/strategy/action plan	○
5	Tobacco demand-reduction measures:	
	a. taxation	○
	b. smoke-free policies	◐
	c. health warnings	◐
	d. advertising bans	●
6	Harmful use of alcohol reduction measures:	
	a. availability regulations	●
	b. advertising and promotion bans	◐
	c. pricing policies	●
7	Unhealthy diet reduction measures:	
	a. salt/sodium policies	●
	b. saturated fatty acids and trans-fats policies	○
	c. marketing to children restrictions	○
	d. marketing of breast-milk substitutes restrictions	DK
8	Public awareness on diet and/or physical activity	●
9	Guidelines for the management of major NCDs	◐
10	Drug therapy/counselling for high risk persons	○

○ = not achieved ◐ = partially achieved ● = fully achieved — = documentation not available

† = see Explanatory Notes; DK = don't know

World Health Organization - NCD Progress Monitor, 2015.

Uganda

Total population: 36 346 000

Income group: Low

Percentage of deaths from NCDs: 27%

Total number of NCD deaths: 96 000

Probability of premature mortality from NCDs: 21%

1	National NCD targets and indicators	-
2	Mortality data	○
3	Risk factor surveys	●
4	National integrated NCD policy/strategy/action plan	○
5	Tobacco demand-reduction measures:	
	a. taxation	○
	b. smoke-free policies	●
	c. health warnings	●
	d. advertising bans	○
6	Harmful use of alcohol reduction measures:	
	a. availability regulations	●
	b. advertising and promotion bans	○
	c. pricing policies	●
7	Unhealthy diet reduction measures:	
	a. salt/sodium policies	○
	b. saturated fatty acids and trans-fats policies	○
	c. marketing to children restrictions	○
	d. marketing of breast-milk substitutes restrictions	-
8	Public awareness on diet and/or physical activity	●
9	Guidelines for the management of major NCDs	-
10	Drug therapy/counselling for high risk persons	○

○ = not achieved ● = partially achieved ● = fully achieved - = documentation not available

World Health Organization - NCD Progress Monitor, 2015.

Ukraine

Total population: 45 530 000

Income group: Lower middle

Percentage of deaths from NCDs: 90%

Total number of NCD deaths: 614 000

Probability of premature mortality from NCDs: 28%

1	National NCD targets and indicators	○
2	Mortality data	●
3	Risk factor surveys	○
4	National integrated NCD policy/strategy/action plan	○
5	Tobacco demand-reduction measures:	
	a. taxation	◐
	b. smoke-free policies	◐
	c. health warnings	●
	d. advertising bans	◐
6	Harmful use of alcohol reduction measures:	
	a. availability regulations	◐
	b. advertising and promotion bans	◐
	c. pricing policies	◐
7	Unhealthy diet reduction measures:	
	a. salt/sodium policies	○
	b. saturated fatty acids and trans-fats policies	○
	c. marketing to children restrictions	○
	d. marketing of breast-milk substitutes restrictions	●
8	Public awareness on diet and/or physical activity	○
9	Guidelines for the management of major NCDs	●
10	Drug therapy/counselling for high risk persons	◐

○ = not achieved ◐ = partially achieved ● = fully achieved — = documentation not available

World Health Organization - *NCD Progress Monitor, 2015.*

United Arab Emirates

Total population: 9 206 000

Income group: High

Percentage of deaths from NCDs: 65%

Total number of NCD deaths: 6 000

Probability of premature mortality from NCDs: 19%

1	National NCD targets and indicators	●
2	Mortality data	●
3	Risk factor surveys	●
4	National integrated NCD policy/strategy/action plan	●
5	Tobacco demand-reduction measures:	
	a. taxation	○
	b. smoke-free policies	●
	c. health warnings	●
	d. advertising bans	●
6	Harmful use of alcohol reduction measures:	
	a. availability regulations	no data
	b. advertising and promotion bans	no data
	c. pricing policies	no data
7	Unhealthy diet reduction measures:	
	a. salt/sodium policies	●
	b. saturated fatty acids and trans-fats policies	DK
	c. marketing to children restrictions	●
	d. marketing of breast-milk substitutes restrictions	●
8	Public awareness on diet and/or physical activity	●
9	Guidelines for the management of major NCDs	●
10	Drug therapy/counselling for high risk persons	●

○ = not achieved ● = partially achieved ● = fully achieved — = documentation not available

DK = don't know

World Health Organization - NCD Progress Monitor, 2015.

United Kingdom

Total population: 62 783 000

Income group: High

Percentage of deaths from NCDs: 89%

Total number of NCD deaths: 497 000

Probability of premature mortality from NCDs: 12%

1	National NCD targets and indicators	○
2	Mortality data	●
3	Risk factor surveys	●
4	National integrated NCD policy/strategy/action plan	●
5	Tobacco demand-reduction measures:	
	a. taxation	◐
	b. smoke-free policies	●
	c. health warnings	◐
	d. advertising bans	◐
6	Harmful use of alcohol reduction measures:	
	a. availability regulations	◐
	b. advertising and promotion bans	◐
	c. pricing policies	●
7	Unhealthy diet reduction measures:	
	a. salt/sodium policies	●
	b. saturated fatty acids and trans-fats policies	●
	c. marketing to children restrictions	●
	d. marketing of breast-milk substitutes restrictions	●
8	Public awareness on diet and/or physical activity	●
9	Guidelines for the management of major NCDs	●
10	Drug therapy/counselling for high risk persons	●

○ = not achieved ◐ = partially achieved ● = fully achieved — = documentation not available

World Health Organization - NCD Progress Monitor, 2015.

United Republic of Tanzania

Total population: 47 783 000

Income group: Low

Percentage of deaths from NCDs: 31%

Total number of NCD deaths: 123 000

Probability of premature mortality from NCDs: 16%

1	National NCD targets and indicators	no data
2	Mortality data	○
3	Risk factor surveys	no data
4	National integrated NCD policy/strategy/action plan	no data
5	Tobacco demand-reduction measures:	
	a. taxation	○
	b. smoke-free policies	○
	c. health warnings	○
	d. advertising bans	●
6	Harmful use of alcohol reduction measures:	
	a. availability regulations	●
	b. advertising and promotion bans	○
	c. pricing policies	●
7	Unhealthy diet reduction measures:	
	a. salt/sodium policies	no data
	b. saturated fatty acids and trans-fats policies	no data
	c. marketing to children restrictions	no data
	d. marketing of breast-milk substitutes restrictions	no data
8	Public awareness on diet and/or physical activity	no data
9	Guidelines for the management of major NCDs	no data
10	Drug therapy/counselling for high risk persons	no data

○ = not achieved ● = partially achieved ● = fully achieved — = documentation not available

World Health Organization - NCD Progress Monitor, 2015.

United States of America

Total population: 318 000 000

Income group: High

Percentage of deaths from NCDs: 88%

Total number of NCD deaths: 2 334 000

Probability of premature mortality from NCDs: 14%

1	National NCD targets and indicators	●
2	Mortality data	●
3	Risk factor surveys	●
4	National integrated NCD policy/strategy/action plan	●
5	Tobacco demand-reduction measures:	
	a. taxation †	○
	b. smoke-free policies	○
	c. health warnings	◐
	d. advertising bans	○
6	Harmful use of alcohol reduction measures:	
	a. availability regulations	◐
	b. advertising and promotion bans	◐
	c. pricing policies	◐
7	Unhealthy diet reduction measures:	
	a. salt/sodium policies	●
	b. saturated fatty acids and trans-fats policies	●
	c. marketing to children restrictions	○
	d. marketing of breast-milk substitutes restrictions	○
8	Public awareness on diet and/or physical activity	●
9	Guidelines for the management of major NCDs	◐
10	Drug therapy/counselling for high risk persons	DK

○ = not achieved ◐ = partially achieved ● = fully achieved — = documentation not available

† = data not approved by national authorities; DK = don't know

World Health Organization - NCD Progress Monitor, 2015.

Uruguay

Total population: 3 395 000

Income group: High

Percentage of deaths from NCDs: 85%

Total number of NCD deaths: 26 000

Probability of premature mortality from NCDs: 17%

1	National NCD targets and indicators*	○
2	Mortality data	●
3	Risk factor surveys	●
4	National integrated NCD policy/strategy/action plan	○
5	Tobacco demand-reduction measures:	
	a. taxation	○
	b. smoke-free policies	●
	c. health warnings	●
	d. advertising bans	●
6	Harmful use of alcohol reduction measures:	
	a. availability regulations	◐
	b. advertising and promotion bans	○
	c. pricing policies	○
7	Unhealthy diet reduction measures:	
	a. salt/sodium policies*	●
	b. saturated fatty acids and trans-fats policies	○
	c. marketing to children restrictions*	●
	d. marketing of breast-milk substitutes restrictions*	●
8	Public awareness on diet and/or physical activity*	DK
9	Guidelines for the management of major NCDs	○
10	Drug therapy/counselling for high risk persons	●

○ = not achieved ◐ = partially achieved ● = fully achieved — = documentation not available

DK = don't know; * = data not validated

World Health Organization - NCD Progress Monitor, 2015.

Uzbekistan

Total population: 28 541 000

Income group: Lower middle

Percentage of deaths from NCDs: 79%

Total number of NCD deaths: 146 000

Probability of premature mortality from NCDs: 31%

1	National NCD targets and indicators	●
2	Mortality data	●
3	Risk factor surveys	◐
4	National integrated NCD policy/strategy/action plan	○
5	Tobacco demand-reduction measures:	
	a. taxation	○
	b. smoke-free policies	○
	c. health warnings	◐
	d. advertising bans	◐
6	Harmful use of alcohol reduction measures:	
	a. availability regulations	◐
	b. advertising and promotion bans	●
	c. pricing policies	no data
7	Unhealthy diet reduction measures:	
	a. salt/sodium policies	●
	b. saturated fatty acids and trans-fats policies	●
	c. marketing to children restrictions	○
	d. marketing of breast-milk substitutes restrictions	●
8	Public awareness on diet and/or physical activity	●
9	Guidelines for the management of major NCDs	◐
10	Drug therapy/counselling for high risk persons	○

○ = not achieved ◐ = partially achieved ● = fully achieved — = documentation not available

World Health Organization - NCD Progress Monitor, 2015.

Vanuatu

Total population: 247 000

Income group: Lower middle

Percentage of deaths from NCDs †

Total number of NCD deaths †

Probability of premature mortality from NCDs †

1	National NCD targets and indicators	○
2	Mortality data	○
3	Risk factor surveys	●
4	National integrated NCD policy/strategy/action plan	○
5	Tobacco demand-reduction measures:	
	a. taxation	○
	b. smoke-free policies	○
	c. health warnings	●
	d. advertising bans	●
6	Harmful use of alcohol reduction measures:	
	a. availability regulations	no data
	b. advertising and promotion bans	no data
	c. pricing policies	no data
7	Unhealthy diet reduction measures:	
	a. salt/sodium policies	○
	b. saturated fatty acids and trans-fats policies	○
	c. marketing to children restrictions	-
	d. marketing of breast-milk substitutes restrictions	○
8	Public awareness on diet and/or physical activity	-
9	Guidelines for the management of major NCDs	●
10	Drug therapy/counselling for high risk persons	○

○ = not achieved ● = partially achieved ● = fully achieved - = documentation not available

† = see Explanatory Notes

World Health Organization - NCD Progress Monitor, 2015.

Venezuela (Bolivarian Republic of)

Total population: 29 955 000

Income group: Upper middle

Percentage of deaths from NCDs: 67%

Total number of NCD deaths: 96 000

Probability of premature mortality from NCDs: 16%

1	National NCD targets and indicators	no data
2	Mortality data	●
3	Risk factor surveys	no data
4	National integrated NCD policy/strategy/action plan	no data
5	Tobacco demand-reduction measures:	
	a. taxation	◐
	b. smoke-free policies	●
	c. health warnings	●
	d. advertising bans	○
6	Harmful use of alcohol reduction measures:	
	a. availability regulations	●
	b. advertising and promotion bans	◐
	c. pricing policies	●
7	Unhealthy diet reduction measures:	
	a. salt/sodium policies	no data
	b. saturated fatty acids and trans-fats policies	no data
	c. marketing to children restrictions	no data
	d. marketing of breast-milk substitutes restrictions	no data
8	Public awareness on diet and/or physical activity	no data
9	Guidelines for the management of major NCDs	no data
10	Drug therapy/counselling for high risk persons	no data

○ = not achieved ◐ = partially achieved ● = fully achieved — = documentation not available

World Health Organization - NCD Progress Monitor, 2015.

Viet Nam

Total population: 90 796 000

Income group: Lower middle

Percentage of deaths from NCDs: 73%

Total number of NCD deaths: 379 000

Probability of premature mortality from NCDs: 17%

1	National NCD targets and indicators	●
2	Mortality data	○
3	Risk factor surveys	◐
4	National integrated NCD policy/strategy/action plan	●
5	Tobacco demand-reduction measures:	
	a. taxation	○
	b. smoke-free policies	◐
	c. health warnings	●
	d. advertising bans	◐
6	Harmful use of alcohol reduction measures:	
	a. availability regulations	◐
	b. advertising and promotion bans	◐
	c. pricing policies	◐
7	Unhealthy diet reduction measures:	
	a. salt/sodium policies	○
	b. saturated fatty acids and trans-fats policies	○
	c. marketing to children restrictions	○
	d. marketing of breast-milk substitutes restrictions	●
8	Public awareness on diet and/or physical activity	●
9	Guidelines for the management of major NCDs	◐
10	Drug therapy/counselling for high risk persons	○

○ = not achieved ◐ = partially achieved ● = fully achieved — = documentation not available

World Health Organization - NCD Progress Monitor, 2015.

Yemen

Total population: 23 852 000

Income group: Lower middle

Percentage of deaths from NCDs: 39%

Total number of NCD deaths: 64 000

Probability of premature mortality from NCDs: 23%

1	National NCD targets and indicators	○
2	Mortality data	○
3	Risk factor surveys	○
4	National integrated NCD policy/strategy/action plan	○
5	Tobacco demand-reduction measures:	
	a. taxation	○
	b. smoke-free policies	◐
	c. health warnings	◐
	d. advertising bans	●
6	Harmful use of alcohol reduction measures:	
	a. availability regulations	●
	b. advertising and promotion bans	●
	c. pricing policies	●
7	Unhealthy diet reduction measures:	
	a. salt/sodium policies	○
	b. saturated fatty acids and trans-fats policies	○
	c. marketing to children restrictions	○
	d. marketing of breast-milk substitutes restrictions	-
8	Public awareness on diet and/or physical activity	○
9	Guidelines for the management of major NCDs	○
10	Drug therapy/counselling for high risk persons	○

○ = not achieved ◐ = partially achieved ● = fully achieved - = documentation not available

World Health Organization - NCD Progress Monitor, 2015.

Zambia

Total population: 14 075 000

Income group: Lower middle

Percentage of deaths from NCDs: 23%

Total number of NCD deaths: 33 000

Probability of premature mortality from NCDs: 18%

1	National NCD targets and indicators	●
2	Mortality data	○
3	Risk factor surveys	◐
4	National integrated NCD policy/strategy/action plan*	●
5	Tobacco demand-reduction measures:	
	a. taxation	○
	b. smoke-free policies	◐
	c. health warnings	○
	d. advertising bans	○
6	Harmful use of alcohol reduction measures:	
	a. availability regulations	◐
	b. advertising and promotion bans	◐
	c. pricing policies	◐
7	Unhealthy diet reduction measures:	
	a. salt/sodium policies	-
	b. saturated fatty acids and trans-fats policies	○
	c. marketing to children restrictions	-
	d. marketing of breast-milk substitutes restrictions	-
8	Public awareness on diet and/or physical activity	○
9	Guidelines for the management of major NCDs*	●
10	Drug therapy/counselling for high risk persons	○

○ = not achieved ◐ = partially achieved ● = fully achieved - = documentation not available

* = data not validated

World Health Organization - NCD Progress Monitor, 2015.

Zimbabwe

Total population: 13 724 000

Income group: Low

Percentage of deaths from NCDs: 31%

Total number of NCD deaths: 42 000

Probability of premature mortality from NCDs: 19%

1	National NCD targets and indicators	○
2	Mortality data	○
3	Risk factor surveys	●
4	National integrated NCD policy/strategy/action plan	○
5	Tobacco demand-reduction measures:	
	a. taxation	○
	b. smoke-free policies	●
	c. health warnings	○
	d. advertising bans	○
6	Harmful use of alcohol reduction measures:	
	a. availability regulations	●
	b. advertising and promotion bans	●
	c. pricing policies	●
7	Unhealthy diet reduction measures:	
	a. salt/sodium policies	○
	b. saturated fatty acids and trans-fats policies	○
	c. marketing to children restrictions	○
	d. marketing of breast-milk substitutes restrictions	●
8	Public awareness on diet and/or physical activity	●
9	Guidelines for the management of major NCDs	○
10	Drug therapy/counselling for high risk persons	○

○ = not achieved ● = partially achieved ● = fully achieved — = documentation not available

World Health Organization - NCD Progress Monitor, 2015.



APPENDIX 1.

INDICATOR DEFINITIONS AND SPECIFICATIONS

10 PROGRESS MONITORING INDICATORS

Specifications of the 10 indicators which the Director-General will use to report, by the end of 2017, to the United Nations General Assembly on the progress achieved in the implementation of the time-bound commitments included in the 2014 Outcome Document

- 1 Member State has set time-bound national targets and indicators based on WHO guidance**
- 2 Member State has a functioning system for generating reliable cause-specific mortality data on a routine basis**
- 3 Member State has a STEPS survey or a comprehensive health examination survey every 5 years**
- 4 Member State has an operational multisectoral national strategy/action plan that integrates the major NCDs and their shared risk factors**
- 5 Member State has implemented the following four demand-reduction measures of the WHO FCTC at the highest level of achievement:**
 - A** Reduce affordability of tobacco products by increasing tobacco excise taxes
 - B** Create by law completely smoke-free environments in all indoor workplaces, public places and public transport
 - C** Warn people of the dangers of tobacco and tobacco smoke through effective health warnings and mass media campaigns
 - D** Ban all forms of tobacco advertising, promotion and sponsorship

6

Member State has implemented, as appropriate according to national circumstances, the following three measures to reduce the harmful use of alcohol as per the WHO Global Strategy to Reduce the Harmful Use of Alcohol:

A

Regulations over commercial and public availability of alcohol

B

Comprehensive restrictions or bans on alcohol advertising and promotions

C

Pricing policies such as excise tax increases on alcoholic beverages

7

Member State has implemented the following four measures to reduce unhealthy diets:

A

Adopted national policies to reduce population salt/sodium consumption

B

Adopted national policies that limit saturated fatty acids and virtually eliminate industrially produced trans fatty acids in the food supply

C

WHO set of recommendations on marketing of foods and non-alcoholic beverages to children

D

Legislation /regulations fully implementing the International Code of Marketing of Breast-milk Substitutes

8

Member State has implemented at least one recent national public awareness programme on diet and/or physical activity

9

Member State has evidence-based national guidelines/protocols/standards for the management of major NCDs through a primary care approach, recognized/approved by government or competent authorities

10

Member State has provision of drug therapy, including glycaemic control, and counselling for eligible persons at high risk to prevent heart attacks and strokes, with emphasis on the primary care level

Definition	Country has set national targets and indicators. The NCD-related targets and indicators should be time-bound and based on the 9 voluntary global targets and 25 indicators from the WHO Global Monitoring Framework.
Data collection tool and achievement criteria	<p>WHO NCD Country Capacity Survey tool – The NCD CCS is completed by a team at the country level to ensure a comprehensive response is compiled.</p> <p>This indicator is considered fully achieved if a country responded “Yes” to the questions “Are there a set of national NCD indicators?” and to the sub question “Are there a set of time-bound national targets for these indicators?”. Targets must be time-bound, based on the 9 global targets, and need to address NCD mortality, as well as key risk factors in the country and/or health systems.</p> <p>This indicator is considered partially achieved if the country responded “Yes” to the questions “Are there a set of national NCD indicators?” and to the sub question “Are there a set of time-bound national targets for these indicators?”, but the targets do not cover two of the three areas addressed in the 9 global targets (including mortality) or they are not time-bound.</p>
Data validation process	Countries will submit a copy of their targets and indicators when submitting their response to the NCD CCS. WHO will confirm that document provided is indeed a set of national NCD targets, addressing NCD mortality, as well as key risk factors in the country, and/or health systems, based on the 9 global targets, and that these targets are time-bound (e.g. include such language as “by 2025”). Where discrepancies are noted, these are referred back to the country for clarification and modification.
Expected frequency of data collection	Every 2 years
Links to tool	http://www.who.int/chp/ncd_capacity/en/

Definition	<p>Country has a vital registration system that captures deaths and the causes of death routinely. The International Form of Medical Certificate of the Cause of Death is completed by certifiers. The International Classification of Diseases (ICD) is used to code the causes of death. The data compiled are made available to policy-makers and researchers.</p>
Data collection tool and achievement criteria	<p>The WHO collects mortality data, including cause of death, from civil registration systems in the WHO mortality database through a routine annual call for data. Data are considered to generate reliable cause-specific mortality data on a routine basis if:</p> <ul style="list-style-type: none"> • Data from the five most recent reporting years are, on average, at least 70% usable. Usability is calculated as (Completeness (%))*(1 - Proportion Garbage)¹ • At least five years of cause-of-death data have been reported to the WHO. • The most recent year of data reported to the WHO is no more than five years old. <p>This indicator is considered fully achieved if the country meets all of the above criteria.</p> <p>This indicator is considered partially achieved if the country does not meet all of the above criteria but has submitted some vital registration data to WHO.</p>
Data validation process	<p>Data submitted are verified and inconsistencies are referred back to countries to resolve.</p>
Expected frequency of data collection	<p>Yearly</p>
Links to tool	<p>http://www.who.int/healthinfo/tool_cod_2010.pdf</p>

¹ For further details, see page 4 of the following document: http://www.who.int/healthinfo/global_burden_disease/GlobalCOD_method_2000_2012.pdf?ua=1

Definition	<p>Country has completed a STEPS survey or another risk factor survey which includes physical measurements and biochemical assessments covering the key behavioural and metabolic risk factors for NCDs. Country must indicate that survey frequency is at least every 5 years.</p>
Data collection tool and achievement criteria	<p>WHO NCD Country Capacity Survey tool – The NCD CCS is completed by a team at the country level to ensure a comprehensive response is compiled.</p> <p>This indicator is considered fully achieved if the country responded “Yes” to each of the following for adults: “Have surveys of risk factors (may be a single RF or multiple) been conducted in your country for all of the following:” “Harmful alcohol use” (optional for Member States according to national circumstances), “Physical inactivity”, “Tobacco use”, “Raised blood glucose/diabetes”, “Raised blood pressure/hypertension”, “Overweight and obesity”, and “Salt / Sodium intake”. Additionally, for each risk factor, the country must indicate that the last survey was conducted in the past 5 years (i.e. 2010 or later for the 2015 CCS survey responses) and must respond “Every 1 to 2 years” or “Every 3 to 5 years” to the sub-question “How often is the survey conducted?”.</p> <p>This indicator is considered partially achieved if the country responded that at least 3, but not all, of the above risk factors are covered, or the surveys were conducted more than 5 years ago but less than 10 years ago.</p>
Data validation process	<p>Countries are asked to submit a copy of their survey report(s) when submitting their response to the NCD CCS. Where discrepancies are noted, these are referred back to the country for clarification and modification. Data are also checked against the STEPS tracking system which records details of STEPS survey undertaken by countries.</p>
Expected frequency of data collection	<p>Every 2 years</p>
Links to tool	<p>http://www.who.int/chp/ncd_capacity/en/</p>

Member State has an operational multisectoral national strategy/action plan that integrates the major NCDs and their shared risk factors

<p>Definition</p>	<p>Country has a multisectoral, national integrated NCD and risk factor policy/strategy/action plan that addresses the 4 main NCDs (cardiovascular disease and/or diabetes, and/or cancer, and/or respiratory disease) and their main risk factors (tobacco use, unhealthy diet, physical inactivity, harmful use of alcohol).</p> <p>"Multisectoral" refers to engagement with one or more government sectors outside of health. "Operational" refers to a policy, strategy or action plan which is being used and implemented in the country, and has resources and funding available to implement it.</p>
<p>Data collection tool and achievement criteria</p>	<p>WHO NCD Country Capacity Survey tool – The NCD CCS is completed by a team at the country level to ensure a comprehensive response is compiled.</p> <p>This indicator is considered fully achieved if the country responded "Yes" to the questions "Does your country have a national NCD policy, strategy or action plan which integrates several NCDs and their risk factors?" and to the subquestion "Is it multisectoral?". Countries also had to respond "operational" to the subquestion "Indicate its stage" and "Yes" to all of the subquestions pertaining to the 4 main risk factors and 4 main NCDs: "Does it address one or more of the following major risk factors?" "Harmful use of alcohol" (optional for Member States according to national circumstances), "Unhealthy diet", "Physical inactivity", "tobacco" (all 4 must have "Yes") and "Does it combine early detection, treatment and care for:" "Cancer", "Cardiovascular diseases", "Chronic respiratory diseases" and "Diabetes" (all 4 must have "Yes").</p> <p>This indicator is considered partially achieved if the country responded "Yes" to the questions "Does your country have a national NCD policy, strategy or action plan which integrates several NCDs and their risk factors?" and to the subquestion "Is it multisectoral?". Countries also had to respond "operational" to the subquestion "Indicate its stage" and "Yes" to at least two of the 4 main risk factors and at least two of the 4 main NCDs.</p>

Data validation process	Countries are asked to submit a copy of their policy/strategy/action plan when submitting their response to the NCD CCS. Where discrepancies are noted, these are referred back to the country for clarification and modification.
Expected frequency of data collection	Every 2 years
Links to tool	http://www.who.int/chp/ncd_capacity/en/

Definition	Country has tobacco excise tax set at a level that accounts for at least 70% of the retail prices of tobacco products.
Data collection tool and achievement criteria	<p>Data collected from governments for the production of the WHO Report on the Global Tobacco Epidemic.</p> <p>Excise tax calculated as a proportion of the price of the tobacco product. Currently, this is only collected in relation to the most sold brand of cigarettes.</p> <p>This indicator is considered fully achieved if the country has set an excise tax at least 70% of the retail price.</p> <p>This indicator is considered partially achieved if the country has set an excise tax at least 50% but less than 70% of the retail price.</p>
Data validation process	WHO assessment is shared with national authorities for review and approval.
Expected frequency of data collection	Every 2 years
Links to tool	http://www.who.int/tobacco/global_report/ http://www.who.int/tobacco/global_report/2013/technical_note_i.pdf

Member State has implemented measures to create by law completely smoke-free environments in all indoor workplaces, public places and public transport

<p>Definition</p>	<p>Country has all public places completely smoke-free (or at least 90% of the population covered by complete subnational smoke-free legislation). "Completely" means that smoking is not permitted, with no exemptions allowed, except in residences and indoor places that serve as equivalents to long-term residential facilities, such as prisons and long-term health and social care facilities such as psychiatric units and nursing homes. Ventilation and any form of designated smoking rooms and/or areas do not protect from the harms of second-hand tobacco smoke, and the only laws that provide protection are those that result in the complete absence of smoking in all public places.</p>
<p>Data collection tool and achievement criteria</p>	<p>Legal instruments are analysed for the production of the WHO Report on the Global Tobacco Epidemic.</p> <p>Legislation is assessed to determine whether smoke-free laws provided for a complete indoor smoke-free environment at all times, in all the facilities of each of the following eight places: health care facilities;</p> <p>educational facilities other than universities; universities; government facilities; indoor offices and workplaces not considered in any other category; restaurants or facilities that serve mostly food; cafés, pubs and bars or facilities that serve mostly beverages; public transport.</p> <p>This indicator is considered fully achieved if all public places in the country are completely smoke-free (or at least 90% of the population covered by complete subnational smoke-free legislation).</p> <p>This indicator is considered partially achieved if three to seven public places are completely smoke-free, or the law allows designated smoking rooms with strict technical requirements in five or more places.</p>
<p>Data validation process</p>	<p>WHO assessment is shared with national authorities for review and approval.</p>
<p>Expected frequency of data collection</p>	<p>Every 2 years</p>
<p>Links to tool</p>	<p>http://www.who.int/tobacco/global_report/ http://www.who.int/tobacco/global_report/2013/technical_note_i.pdf</p>

Member State has implemented measures to warn people of the dangers of tobacco and tobacco smoke through effective health warnings and mass media campaigns

Definition	<p>Country has large warnings which are defined as covering on average at least 50% of the front and back of the package with all appropriate characteristics. Appropriate characteristics include:</p> <ul style="list-style-type: none"> • specific health warnings mandated; • appearing on individual packages as well as on any outside packaging and labelling used in retail sale; • describing specific harmful effects of tobacco use on health; • are large, clear, visible and legible (e.g. specific colours and font style and sizes are mandated); • whether the warnings rotate; • include pictures or pictograms; • written in (all) the principal language(s) of the country.
Data collection tool and achievement criteria	<p>Health warnings: Legislation is assessed to determine the size of the warnings (the front and back of the cigarette pack are averaged to calculate the percentage of the total pack surface area covered by warnings) and warning characteristics.</p> <p>This indicator is considered fully achieved if the country has large health warnings with all appropriate characteristics as detailed above.</p> <p>This indicator is considered partially achieved if there are medium-size warnings with some or all appropriate characteristics, or large warnings were missing some appropriate characteristics.</p>
Data validation process	<p>WHO assessment is shared with national authorities for review and approval.</p>
Expected frequency of data collection	<p>Every 2 years</p>
Links to tool	<p>http://www.who.int/tobacco/global_report/ http://www.who.int/tobacco/global_report/2013/technical_note_i.pdf</p>

Definition	<p>Country has a ban on all forms of direct and indirect advertising. Direct advertising bans include: national television and radio; local magazines and newspapers; billboards and outdoor advertising; point of sale. Indirect advertising bans include: free distribution of tobacco products in the mail or through other means; promotional discounts; non-tobacco goods and services identified with tobacco brand names (brand extension); brand names of non-tobacco products used for tobacco products (brand sharing); appearance of tobacco brands (product placement) or tobacco products in television and/or films; and sponsorship, including corporate social responsibility programmes.</p>
Data collection tool and achievement criteria	<p>Legislation is assessed to determine whether the law completely bans all forms of direct and indirect tobacco advertising, promotion and sponsorship.</p> <p>This indicator is considered fully achieved if the country has a ban on all forms of direct and indirect advertising.</p> <p>This indicator is considered partially achieved if the country has a ban on national TV, radio and print media, but not on all other forms of direct and/or indirect advertising.</p>
Data validation process	<p>WHO assessment is shared with national authorities for review and approval.</p>
Expected frequency of data collection	<p>Every 2 years</p>
Links to tool	<p>http://www.who.int/tobacco/global_report/ http://www.who.int/tobacco/global_report/2013/technical_note_i.pdf</p>

Definition	<p>Country has a licensing system or monopoly on retail sales of beer, wine, spirits.</p> <p>Country has restrictions for on- / off-premise sales of beer, wine, spirits regarding hours, days and locations of sales.</p> <p>Country has legal age limits for being sold and served alcoholic beverages.</p>
Data collection tool and achievement criteria	<p>Data is collected through the WHO Global Survey on Alcohol and Health.</p> <p>This indicator is considered fully achieved if:</p> <ul style="list-style-type: none"> • A licensing system or monopoly exists on retail sales of beer, wine and spirits; and • Restrictions exist for on- and off-premise sales of beer, wine, and spirits regarding hours and locations of sales and restrictions exist for off-premise sales of beer, wine, and spirits regarding days of sales; and • Legal age limits for being sold and served alcoholic beverages are 18 years or above for beer, wine, and spirits. <p>This indicator is considered partially achieved if there are any, but not all, positive responses to the three indicators above.</p>
Data validation process	<p>Focal points, officially nominated by the Ministry of Health, respond to the Global Survey on Alcohol and Health. Responses are reviewed and validated by WHO, and subsequently endorsed by the Member States.</p>
Expected frequency of data collection	<p>Every 3-4 years</p>
Links to tool	<p>http://www.who.int/entity/substance_abuse/activities/survey_alcohol_health_2012.pdf</p>

Definition	<p>Country has regulatory or co-regulatory frameworks for alcohol advertising through different channels (public service/national TV, commercial/private TV, national radio, local radio, print media, billboards, points of sale, cinema, internet, social media)</p> <p>Country has a detection system for infringements on marketing restrictions</p>
Data collection tool and achievement criteria	<p>Data is collected through the WHO Global Survey on Alcohol and Health.</p> <p>This indicator is considered fully achieved if:</p> <ul style="list-style-type: none"> • Restrictions exist on alcohol advertising for beer, wine, and spirits through all channels ; and • Detection system exists for infringements on marketing restrictions. <p>This indicator is considered partially achieved if there are restrictions on at least public service/national TV, national radio and billboards but no detection system exists for infringements.</p>
Data validation process	<p>Focal points, officially nominated by the Ministry of Health, respond to the Global Survey on Alcohol and Health. Responses are reviewed and validated by WHO, and subsequently endorsed by the Member States.</p>
Expected frequency of data collection	<p>Every 3-4 years</p>
Links to tool	<p>http://www.who.int/entity/substance_abuse/activities/survey_alcohol_health_2012.pdf</p>

Definition	<p>Country has excise tax on beer, wine, spirits</p> <p>Country adjusts level of taxation for inflation for alcoholic beverages</p>
Data collection tool and achievement criteria	<p>Data is collected through the WHO Global Survey on Alcohol and Health.</p> <p>This indicator is considered fully achieved if:</p> <ul style="list-style-type: none"> • Excise tax on all alcoholic beverages (beer, wine, and spirits) is implemented; and • Adjustment of level of taxation for inflation for beer, wine, and spirits is implemented. <p>This indicator is considered partially achieved if there is excise tax on all alcoholic beverages as specified above and adjustment of the level of taxation for inflation is implemented on at least one of the alcoholic beverages (beer, wine, spirits).</p>
Data validation process	<p>Focal points, officially nominated by the Ministry of Health, respond to the Global Survey on Alcohol and Health. Responses are reviewed and validated by WHO, and subsequently endorsed by the Member States.</p>
Expected frequency of data collection	<p>Every 3-4 years</p>
Links to tool	<p>http://www.who.int/entity/substance_abuse/activities/survey_alcohol_health_2012.pdf</p>

Definition	Country has implemented a policy(ies) to reduce population salt/sodium consumption such as product reformulation by industry, regulation of salt content of food, or public awareness programmes.
Data collection tool and achievement criteria	<p>WHO NCD Country Capacity Survey tool – The NCD CCS is completed by a team at the country level to ensure a comprehensive response is compiled.</p> <p>This indicator is considered fully achieved if the country responds “Yes” to the question “Is your country implementing any policies to reduce population salt consumption?”.</p>
Data validation process	Countries are asked to submit a copy of their policy(ies) when submitting their response to the NCD CCS. Where discrepancies are noted, these are referred back to the country for clarification and modification.
Expected frequency of data collection	Every 2 years
Links to tool	http://www.who.int/chp/ncd_capacity/en/

Definition	Country has implemented a policy(ies) to limit saturated fatty acids and virtually eliminate industrially produced trans-fats in the food supply.
Data collection tool and achievement criteria	<p>WHO NCD Country Capacity Survey tool – The NCD CCS is completed by a team at the country level to ensure a comprehensive response is compiled.</p> <p>This indicator is considered fully achieved if the country responds “Yes” to the question “Is your country implementing any national policies that limit saturated fatty acids and virtually eliminate industrially produced trans-fats (i.e. partially hydrogenated vegetable oils) in the food supply?”.</p>
Data validation process	Countries are asked to submit a copy of their policy(ies) when submitting their response to the NCD CCS. Where discrepancies are noted, these are referred back to the country for clarification and modification.
Expected frequency of data collection	Every 2 years
Links to tool	http://www.who.int/chp/ncd_capacity/en/

Definition	Country has implemented a policy(ies) to reduce the impact on children of marketing of foods and non-alcoholic beverages high in saturated fats, trans-fatty acids, free sugars, or salt.
Data collection tool and achievement criteria	WHO NCD Country Capacity Survey tool – The NCD CCS is completed by a team at the country level to ensure a comprehensive response is compiled. This indicator is considered fully achieved if the country responds “Yes” to the question “Is your country implementing any policies to reduce the impact on children of marketing of foods and non-alcoholic beverages high in saturated fats, trans-fatty acids, free sugars, or salt?”.
Data validation process	Countries are asked to submit a copy of their policy(ies) when submitting their response to the NCD CCS. Where discrepancies are noted, these are referred back to the country for clarification and modification.
Expected frequency of data collection	Every 2 years
Links to tool	http://www.who.int/chp/ncd_capacity/en/

Definition	Country has implemented legislation/regulations that fully implement the International Code of Marketing of Breast-milk Substitutes.
Data collection tool and achievement criteria	<p>WHO NCD Country Capacity Survey tool – The NCD CCS is completed by a team at the country level to ensure a comprehensive response is compiled.</p> <p>This indicator is considered fully achieved if the country responds “Yes” to the question “Is your country implementing the International Code of Marketing of Breast-Milk Substitutes through adoption of national laws?”.</p>
Data validation process	Countries are asked to submit a copy of their legislation/ regulations when submitting their response to the NCD CCS. Where discrepancies are noted, these are referred back to the country for clarification and modification.
Expected frequency of data collection	Every 2 years
Links to tool	http://www.who.int/chp/ncd_capacity/en/

Definition	Country has implemented at least one recent national public awareness programme on diet, physical activity, or both.
Data collection tool and achievement criteria	<p>WHO NCD Country Capacity Survey tool – The NCD CCS is completed by a team at the country level to ensure a comprehensive response is compiled.</p> <p>This indicator is considered fully achieved if the country responds “Yes” to at least one of the following questions:</p> <p>“Has your country implemented any national public awareness programme on diet within the past 5 years?”</p> <p>“Has your country implemented any national public awareness programme on physical activity within the past 5 years?”</p>
Data validation process	Countries are asked to submit a copy of any documentation of the programme and/or a link to the programme website (if available) when submitting their response to the NCD CCS. Where discrepancies are noted, these are referred back to the country for clarification and modification.
Expected frequency of data collection	Every 2 years
Links to tool	http://www.who.int/chp/ncd_capacity/en/

Member State has evidence-based national guidelines/protocols/standards for the management of major NCDs through a primary care approach, recognized/approved by government or competent authorities

Definition	Government approved evidence-based national guidelines/ protocols/ standards for the management (diagnosis and treatment) of the four main NCDs – cardiovascular disease, diabetes, cancer and chronic respiratory diseases.
Data collection tool and achievement criteria	<p>WHO NCD Country Capacity Survey tool – The NCD CCS is completed by a team at the country level to ensure a comprehensive response is compiled.</p> <p>This indicator is based on the number of countries who have indicated that national guidelines/protocols/standards exist for all four NCDs (cardiovascular disease, diabetes, cancer and chronic respiratory diseases), and that these are being partially or fully implemented.</p> <p>This indicator is considered fully achieved if national guidelines/protocols/standards exist for all four NCDs (cardiovascular disease, diabetes, cancer and chronic respiratory diseases) which are being partially or fully implemented.</p> <p>This indicator is considered partially achieved if the country has guidelines/protocols/standards for at least two of the four NCDs (cardiovascular disease, diabetes, cancer and chronic respiratory diseases), but not for all four, and that these are being partially or fully implemented.</p>
Data validation process	Countries are asked to submit a copy of the guidelines/ protocols/ standards when submitting their response to the NCD CCS. Where discrepancies are noted, these are referred back to the country for clarification and modification.
Expected frequency of data collection	Every 2 years
Links to tool	http://www.who.int/chp/ncd_capacity/en/

Member State has provision of drug therapy, including glycaemic control, and counselling for eligible persons at high risk to prevent heart attacks and strokes, with emphasis on the primary care level

Definition	Country has provision of drug therapy including glycaemic control, and counselling for eligible persons at high risk to prevent heart attacks and strokes, with emphasis on the primary care level.
Data collection tool and achievement criteria	<p>WHO NCD Country Capacity Survey tool – The NCD CCS is completed by a team at the country level to ensure a comprehensive response is compiled.</p> <p>This indicator is based on the number of countries who respond “more than 50%” to the question “What proportion of primary health care facilities are offering cardiovascular risk stratification for the management of patients at high risk for heart attack and stroke?”. Additionally, countries must have said all the following drugs were “generally available” in the primary care facilities of the public health sector: insulin, aspirin (100 mg), metformin, thiazide diuretics, ACE inhibitors, CC blockers, statins, and sulphonylurea(s).</p> <p>This indicator is considered fully achieved if the country reports that more than 50% of primary health care facilities are offering cardiovascular risk stratification for the management of patients at high risk for heart attack and stroke and that all drugs listed above were generally available in the primary care facilities of the public health sector.</p> <p>This indicator is considered partially achieved if the country reports that between 25% to 50% of primary health care facilities are offering cardiovascular risk stratification for the management of patients at high risk for heart attack and stroke and that all of the drugs listed above were generally available in the primary care facilities of the public health sector.</p>
Data validation process	NCD focal points, officially nominated by the Ministry of Health, provide the official response to WHO through the Country Capacity Survey tool.
Expected frequency of data collection	Every 2 years
Links to tool	http://www.who.int/chp/ncd_capacity/en/



9 789241 509459



9 789241 509459